



STREETSCAPE GUIDELINES

Monroe Downtown Development Authority

City of Monroe, MI

RUSSELL DESIGN, INC
JUNE 2019



PREPARED FOR:

- Monroe Downtown Development Authority
Monroe, Michigan
- With the assistance of The Downtown Streetscape Design Group

MEMBERS:

- Annette Knowles, Downtown/Economic Development Coordinator
- Les Lukacs, Project Team Lead
- Janet Berns, Property and Business Owner
- Jim Jacobs
- Patrick Lewis
- Ryan Hauser
- Steve Mihalec

PREPARED BY:

Consultant:
Russell Design, Inc.

TABLE OF CONTENTS

Introduction	3
Purpose of Study	4
Process	5
Analysis	7
Urban Design Framework	9
Streetscape Design Guidelines – The Public Realm	12
Parking	
Screening	14
Meters	15
Outdoor Dining	16
Street Vendors	17
Street Furniture	
Benches	18
Charging Stations	19
Trash Collections & Recycling	20
Ash Urns	21
Bicycle Racks	22
Drinking Fountains	23
Planters/Urns	24
Signage	
Banners	25
Store Front (Blades & Frames)	26
Way Finding	27
Interpretive	28

TABLE OF CONTENTS CONTINUED

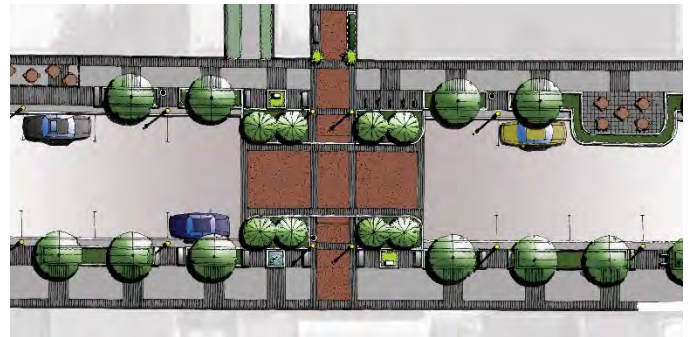
Art	
Murals	29
Sculpture	30
Paving	31
Transit Stops	32
Newspaper Stations	33
Planting	34
Streetscape Perspectives	
Appendix A	
Walking Audit	
Appendix B	
Analysis	
Appendix C	
Visual Preference Survey	
Appendix D	
Landscape Plant List	

INTRODUCTION

Streetscapes are the center of public life within cities. Cy Paumier, author of Creating a Vibrant City Center notes that “individual architectural landmarks may become icons, but it is the quality of the overall public environment that makes a city livable and memorable.” The health of the city center is critical to the broader economic development of the city and the region it serves.



Streetscapes often celebrate the history of a city using complementary design components that collectively provide a welcoming appearance and atmosphere that encourage pedestrians to visit, linger and interact.



The streetscape is often described as the space between the pack of curb and building facades, parking lots and public spaces, or public realm.



This study begins to establish guidelines that express the quality of space, detailing of the streetscape environments that collectively they create.

This study is not intended to replace current zoning regulations or policies, but to provide opportunities for the city, designer and developer to work collaboratively toward the successful realization of an improved streetscape.

PURPOSE

The purpose of these guidelines is to provide designers and developers' comprehensive guidelines to improve the quality, walkability, and accessibility of the streetscape. These guidelines will identify specific materials, their placement to improve the visual image of the downtown for residents and visitors.

These guidelines will celebrate and contemplate the historic values of the city of Monroe utilizing streetscape design elements to create a cohesive pedestrian orientated environment. The Downtown Master Plan identifies key considerations for the development of the downtown streetscape as:

- **Street Trees**
High Canopy deciduous canopy trees spaced to provide visibility to storefront signage and entries.
- **Outdoor Dining**
Allow for appropriate dining space without impeding pedestrian travel.
- **Streetscape Amenities**
Site Furniture, signage, lighting, should be located outside of pedestrian travel.
- **Alleys (Heart of Monroe Plan)**
Enhance connectivity from adjacent neighborhoods and throughout downtown. Prioritize pedestrian travel. Encourage non-motorized travel without compromising safety and function.
- **Wayfinding**
Cohesive, strategically placed signage, maps and information to maximize visibility and connectivity to municipal buildings,

businesses downtown events and public downtown events and spaces.



These guidelines establish design standards that will create a coherently designed, visually stimulating downtown environment. It is the intent of these guidelines to allow for flexibility during their implementation to respect site conditions and storefronts. The ultimately goal is to establish a unified composition of the streetscape that celebrates and enhances the history and culture of the city.

The streetscape must respond sensitively to the natural and built environment. The River Raisin and adjacent residential neighborhoods are integral to the success of the downtown.

Connecting these adjacent areas, or "districts" with unified design elements such as; wayfinding, branding, accessible linkages and pedestrian amenities will ensure the success of the downtown.

Embracing opportunities for connectivity from adjacent districts to the downtown core is paramount to invigorate the streetscape with activity.

PROCESS

Working in collaboration with the Streetscape Design Guidelines Project Team provided valuable resources and input. A walking audit through the downtown was conducted by the project team. (See Appendix A). The purpose of this audit was to evaluate existing conditions and to discuss opportunities and constraints for the streetscape improvements. During our walk we traveled through the districts that were identified in the [Downtown Master Plan](#) and asked that the project team provide ‘first impression’ comments and observations for:

- **The Public Realm**
The area between the buildings and the curb. Focusing on the sidewalks, street furniture, landscape, accessibility, signage and wayfinding.
- **Vehicular Accommodations**
Focusing on circulation, parking, meters, signage/wayfinding, location and proximity to businesses.
- **Historical Significance**
Focusing on Monroe’s unique history and how has it been addressed and/or should consider the historical significance of each district.
- **Gateway Connections**
Focusing on suggested gateway locations and the appropriateness of enhancing or strengthening.
- **Urban Fringe and Neighborhoods**
Focusing on land uses in each district abutting the urban area and the appropriateness of enhancing or strengthening.



Previous studies were reviewed, and relevant information was gathered pertaining to the goals, objectives and overall vision for the downtown. Many studies concluded that the revitalization of the streetscape was a priority to the economic stability and vitality of the downtown.

The previous studies reviewed were:

- The Downtown Master Plan
- Resilient Monroe City Master Plan
- Monroe DDA Strategic Plan
- Monroe Place Plan (Heart of Monroe Plan)

A focus group meeting with the Downtown Streetscape Design Group was conducted by the project team. The purpose of the focus group meeting was to review the results of the walking audit and analysis of existing conditions. Precedent images of streetscape were also presented to the design group with the intention of providing direction for the streetscape guidelines. (See Appendix B).

Utilizing comments from the focus group meeting, the project team prepared a Visual Preference Survey consisting of 108 precedent images. (See Appendix C). The images were conceptual in nature and were not to imply specific design direction. The images were available to the public to view and evaluate at Floral City Images and Photography. Each “drop-in” participant was asked to evaluate the subject of the images

and how the images matched their vision for the Monroe streetscape. Unfortunately, less than one-dozen people participated in the survey.

A follow-up survey was uploaded to social media and received 622 responses. Like the drop-in survey, the images did not specifically propose actual streetscape elements but offered generic images. Each participant was asked to “like” or “dislike” each image and offer additional comments if appropriate. The responses were not meant to select a certain design direction for the streetscape but to merely provide suitable direction to the project team. The Visual Preference Survey provided images of downtown and streetscape components. Those component images were:

- Gateways
- Roundabouts
- Parking (Screening and Meters)
- Character
- Outdoor Dining
- Street Vendors
- Planting
- Site Furniture
- Signage (Banners and Blades)
- Signage (Wayfinding)
- Signage (Interpretive)
- Art (Crosswalks, Murals, Sculpture)

- Civic District
Identified as the area between Monroe and Macomb Streets between First and Third Streets.
- Creative District
Identified as the area extending from The River Raisin to Third Street.
- Commercial Core
Identified as the area between Macomb and Monroe Streets from The River Raisin to First Street.
- Market District
Identified as the area behind businesses on Monroe Street and south of Willow Street in the Elm Street/North Macomb Street Historic District.

- Riverwalk District
Encompassing both sides of The River Raisin from Elm Street to the Riverwalk and adjacent businesses.
- Transition Zone
Area of mixed residential density and commercial land uses adjacent to the downtown core.

The analysis also identified locations for downtown primary and secondary gateways.

The Old Village and Elm Street/North Macomb Street Historic Districts were also part of the analysis.

URBAN DESIGN FRAMEWORK

The Urban Design Framework is intended to support change to the streetscape in downtown Monroe. The goals of the streetscape guidelines are to improve the quality of life in the downtown by creating a welcoming, diverse network of pedestrian spaces that link downtown businesses, public spaces and adjacent residential communities. The linkages establish a common thread of connectivity for residents and visitors. Physical design and placements of streetscape components must work in concert with each other and be contextual to their location to establish the pedestrian experience. This experience begins as one enters the downtown, or district and is heightened as pedestrians travel uninterrupted through a sequence of practical, safe and memorable environments to their destination.

Gateways:

Specific design principles and characteristics of each gateway should respond to its context. Vehicular speed and traffic volumes contribute to the level and appropriateness of the gateway design. Gateway treatments do not need to be identical in design and materials, but should have similar features such as; signage, branding and wayfinding.

Regional Gateways:

Should be highly visible and of simple, branded design that can be carried throughout the entry sequence and transition into the downtown. Regional Gateways should be iconic but will need to respond to the appropriate jurisdictional

requirements mandating design, detailing and location.

Downtown Gateways:

Should be located on the edges of the downtown where there is a clear division of land uses. Downtown gateways announce the transition from a more vehicular dominated environment to a pedestrian orientated environment. Adequate space must be given to the development of these gateway treatments. Areas of limited space may require acquisition of land or easements to facilitate the construction and maintenance of the gateway.



Neighborhood Gateways:

The Old Village Historic District surrounds the Downtown on three sides; the northern limit is The River Raisin, Navarre Street to the east and the intersection of Third and Front Streets to the west. The Elm Street/North Macomb Street Historic District is bounded on the north by East Lorain Street, Monroe Street to the west and Lincoln Street to the east.

Both neighborhoods are very large and do not lend themselves well to a singular gateway

location or treatment. The mix of residential housing types and architecture contribute to the overall character of each neighborhood. Gateway treatments in these neighborhoods could be as simple as installing identifiable banners that are repeated at key areas throughout the neighborhoods.

Roundabouts:

The Downtown Master Plan contemplates implementing a roundabout at the intersections of Front, First and Harrison Streets. The current street pattern is confusing and lacks efficient vehicular and pedestrian control devices. Roundabouts are considered organizers of vehicular traffic patterns and are designed to provide safe pedestrian crossings.

Roundabouts vary in size and scale. The ultimate design and location of roundabouts must improve the level of service (traffic flow measurement) to warrant the construction of a roundabout.

Smaller roundabouts can be placed in neighborhoods as a traffic control device.



The confluence of LaPlaisance Street and Sixth Street could benefit from a similar roundabout shown above.

Statistics show that municipalities can reduce accidents up to 90% and improve emergency response time due to the elimination of stop signs.

Thorough traffic studies are imperative to fully understand existing traffic volumes, patterns, and speeds to determine the most feasible location and size of a roundabout to improve vehicular circulation and pedestrian safety.



Character:

The Visual Preference Survey offered several images of streetscape of varying scales, landscape density, outdoor dining and street furniture. Most of the images received positive reviews. Although specific reasons were not available, it seems that mature trees, elevated to provide scale and visibility to storefronts, lush plantings, seating and outdoor dining were favored. The overall character of the streetscape should be welcoming, comfortable and memorable by design. Location and detailing of the street furniture and landscape should respect visibility, accessibility and maintenance capabilities to ensure the streetscape creates a pedestrian friendly, human scaled environment.

The Streetscape-The Public Realm

The Downtown Master Plan identified “Districts”, or areas that have their own unique identity. This study utilized the designated districts and has analyzed each district independently (See Appendix B).

Existing street furniture is randomly placed and are of different materials and manufacturers. The inconsistent street furniture results in a fragmented, unwelcoming and inconsistent streetscape

The Master Plan suggests improvements to the public realm consider the following:

- Street Tree Spacing and Species
- Outdoor Dining
- Streetscape Furniture and Amenities
- Alley Improvements
- Wayfinding and Signage
- Public Art



Existing streetlights and their placement must be considered in the design and implementation

of the streetscape concept. The color of the existing street light poles should be changed from green to black or dark grey. Existing and proposed streetlights should be outfitted with banner arms and GFI receptacles where applicable.

Banner arms on the streetlights should take the place of the banners that cross the street. Messages, or graphics should be simple with a clear succinct messaging identifying upcoming events, festivals or change of season. Banner arms can also be used for hanging baskets of seasonal color. The city may want to consider soliciting outside maintenance companies for watering and maintaining the baskets. Hanging baskets do not need to be located on every streetlight. Placing the hanging baskets may be most effective at intersections and pedestrian crossings.

STREETSCAPE DESIGN GUIDELINES- THE PUBLIC REALM

The streetscape, or public realm is typically described as the area between the back of curb and the face of the building, or storefront. This area is where you typically find streetlights, parking meters, street furniture, signage and landscaping. The components that collectively become the streetscape should be organized and placed to activate the downtown, provide a comfortable environment for pedestrians while addressing visual and physical access to adjacent businesses.



The streetscape can be further defined by areas, or zones of use.

- Amenity Zone
- Pedestrian Zone
- Storefront Zone

Amenity Zone:

Generally defined as the area between the back of curb and the pedestrian zone. The amenity zone addresses patrons arriving to the downtown on foot or by car. This area should be designed to welcome visitors to rest, wait for a ride, or simply hang out. Incorporating street furniture within the amenity zone provides appropriate pedestrian amenities. Adjacent parallel parking spaces separate the pedestrians from moving automobiles reinforcing the commitment to pedestrian safety.

Pedestrian Zone:

The primary circulation route for pedestrian to travel through the streetscape, or as a transitional zone to their ultimate destination.

The pedestrian zone should be as wide as possible. The widths of sidewalks vary within districts from approximately nine to sixteen feet wide. One must consider the width of the pedestrian zone, access to businesses and anticipated programming to ensure a minimum of six to eight feet remain clear of any obstructions. Pedestrian zones must always be well maintained and generally free of impediments. The design and material selections for the sidewalks should be carefully considered for appropriateness, longevity, replacement and maintenance.

Storefront Zones:

The storefront zone is essentially the front door to the business. This is the area that should provide adequate room for “window shopping”. This is also the area where portable signage, moveable planters and outdoor displays occur. The storefront zone is not intended to be used for programmed events such as; sidewalk sales. This type of event may spill into the pedestrian zone and amenity zone where appropriate, but not interrupt pedestrian travel. Policies should be initiated to direct placement of movable business signs or message boards, outdoor dining and decorative pots to ensure the pedestrian zone remains clear of any impediments.

Each of these use zones can be delineated with contrasting or complementary paving materials to clearly define the use areas. Decorative

paving can be used throughout the amenity zone to provide human scale and detail design accentuating the predominately pedestrian area.

Paving treatments should be consistent throughout the downtown to further define the “sense of place”.

Precast concrete, or brick paving can be used, however, to minimize maintenance to correct settlement, we would recommend that the pavers be placed on concrete.

Paving treatments should be simple in design and material selection. It is the intent of the paving to be a canvas on which the street furniture and landscape become the art. Decorative paving treatments can highlight the amenity and storefront zones. Concrete paving should be the predominate material in the pedestrian zone. Concrete is a durable surface can be easily repaired or replaced seamlessly. Stamped concrete and brick paving are currently being used in the downtown; primarily at street corners. Both surfaces are in disrepair. The stamped concrete surface is cracking and faded. The brick surfaces are uneven and chipped.

Decorative paving, if used, should be consistent throughout the downtown. Materials must be durable and detailed appropriately to their location and use area. Stamped concrete should be avoided in the downtown due to its susceptibility to cracking, fading and chipping from snow removal equipment.

SCREENING

- Parking is critical to the livelihood of commercial and retail stores, however, where parking is located in areas that could be used for buildings the streetscape suffers. Parking lots fronting primary and secondary streets are unsightly and often disruptive to the streetscape, creating breaks in store fronts that often result in fragmentation of the pedestrian experience. When there is no alternative for locating parking lots adjacent to the streetscape, parking lots should be screened. Screening can be accomplished with architecture, and/or landscape.

GUIDELINES

- If plantings are used for screening, the plant materials must be tolerant of the urban conditions and maintenance practices.
- If plantings are desired, the level of maintenance and budget must be considered.
- If walls are desired, the architecture should complement that of the surrounding buildings, or existing treatments.
- Site furniture should be considered in areas adjacent to screening to soften the appearance of a barrier and to maintain continuity of the pedestrian experience.



METERS

- There is currently an average of 3,000 surface and on-street parking spaces in the downtown area. Nearly 800 on-street parking spaces are free but have restricted limits of 1-2 hours.
- Approximately 250 parking on street and surface lots spaces are metered.
- Metered spaces are concentrated in the downtown area adjacent to business and commercial store fronts.
- The public opinion was not in favor of metered parking. Although, it is not certain to exactly why the meters did not have a popular vote, one could assume that in the modern society with the introduction of the smart meter, parking kiosks, the smart phone, and parking apps, many people do not have spare change around to fill the meter, making it an inconvenience to park in the downtown.



GUIDELINES

- If paid parking is necessary in the downtown area, there should be one parking kiosk for an allotted zone.
- Parking Kiosks should be located within the amenities zone of the streetscape

RECOMMENDATION

- **Style:** varies
- **Color:** Black or Grey
- **Material:** varies

OUTDOOR DINING

- Outdoor dining activates the streetscape and creates an inviting environment within a streetscape.

GUIDELINES

- Outdoor dining materials and designs should complement the associated business and the streetscape
- Fences and walls surrounding the dining areas shall be decorative and aesthetically pleasing
- Fences and walls surrounding the dining areas shall be constructed with high quality and durable materials
- There must be a clear pedestrian walkway adjacent to dining areas at a minimum of 6 Feet.
- Tables should be arranged parallel to the building.
- Seasonal dining platforms displace parallel parking spaces and offer additional dining opportunities where sidewalks may be too narrow to accommodate a storefront placement.
- Policies should be initiated to establish the types and materials of dining furniture, their placement and operational hours and season.

RECOMMENDATION

- Style: varies
- Color: varies
- Material: varies



STREET VENDORS

- Much like outdoor dining, street vendors located throughout the downtowns create a vibrant and inviting environment.
- The use of street vendors throughout the downtown may allow small business owners or new companies to test their product at a smaller scale before occupying a building.
- Farmer's Market vendors could also have an opportunity to sell their products in the downtown.



GUIDELINES

- There must be a minimum of 6 Feet adjacent to the vendor for pedestrian traffic.
- Vendors must not block site lines for vehicular traffic.
- Vendors must not block walkways to existing business entrances
- Stations must remain clean with all waste stored out of site of the pedestrian



RECOMMENDATION

- **Style:** varies
- **Color:** varies
- **Material:** varies



BENCHES

- Benches should be placed throughout the streetscape in order to give people places to rest and sit as a functional, accessible and aesthetically pleasing.
- Benches should fit within the character of the City. When choosing materials for benches, one should consider resistance to elements and the possibility of vandalism.

GUIDELINES

- Benches are to be made of metal or a combination of wood and metal
- Benches are to have backs and arms in order to accommodate people of all needs and abilities
- If necessary, there should be a middle arm rest to deter skateboards, roller blades, scooters etc. that may damage the surface of the bench.
- Benches shall be located within the amenities zone of the streetscape.

RECOMMENDATION

- **Style:** Dumor Bench 165
- **Color:** Bronze
- **Material:** Ipe, Metal, or combination

LOCATIONS

- **Metal Bench:** Monroe Street, Commercial Core, Civic District
- **Wood and Metal Bench:** Creative District (except for Monroe Street) and Loranger Square



CHARGING STATIONS

- Charging stations provide convenience that enables people to plug in and recharge their mobile device, laptop, and tablets in the outdoor environment. In this modern society, being able to charge your phone anywhere gives people ease of mind. It also allows for people to get outside of the office and enjoy the outdoors.

GUIDELINES

- Charging stations are to be located next benches or tables for ease of use.
- The city should consider offering free internet access.

RECOMMENDATION

- **Style:** Landscape Forms, Charging Station with accent light
- **Color:** Black
- **Material:** Powder Coated Metal



TRASH & LITTER RECEPTACLES

- In order to keep the streets clean and inviting, trash receptacles must be located throughout the streetscape. Trash receptacles should complement other site furniture such as benches. When choosing materials for trash receptacles, one should consider resistance to elements and the possibility of vandalism.

GUIDELINES

- Trash receptacles should be located near intersections and around areas of high pedestrian traffic.
- Receptacles must have a side opening to prevent rainwater from entering.

RECOMMENDATIONS

- **Style:** Landscape Forms, Scarborough Litter Receptacle, Side Opening
- **Color:** Stormcloud
- **Material:** Powder Coated Metal



ASH URNS

- To prevent cigarette litter, it is important to include ash urns within the streetscape.

GUIDELINES

- When possible, ash urns are to be located near restaurant and bar areas.
- Ash urns should be located a minimum of 25' feet from building entries.
- Ash urns shall not have a sand top due to the amount of precipitation we receive, the sand top is likely to flood and spill over onto the walk.

RECOMMENDATION

- **Style:** Landscape Forms, Humo Ash Urn
- **Color:** Stormcloud
- **Material:** Powder Coated Metal



BICYCLE RACKS

- In order to keep the street free of obstruction and avoid the use of trees, signs, benches and other site furniture, to lock up personal bikes, racks should be located throughout the streetscape.

GUIDELINES

- Bicycle racks should be located to ensure that bikes are not blocking pedestrian or vehicular traffic.
- Bicycle racks should be located near store entries and have good visibility.
- Bicyclists should be able to lock their bike along the side of the bike rack. There should be a minimum of 4 Feet between each bike rack and a minimum of 2 Feet in front and back of each bike rack.

RECOMMENDATION

- **Style:** Landscape Forms, Loop Bike Rack
- **Color:** Stormcloud
- **Material:** Powder Coated Metal



DRINKING FOUNTAINS

- As water is a necessity to live, it is important to have drinking fountains along the streetscape.
- Drinking fountains with multiple levels allow for people of all ages, abilities and even furry friends to hydrate.

GUIDELINES

- Drinking fountains should be placed at strategic locations in the downtown.
- Drinking fountains should be placed where people gather.
- Drinking fountains should be accessible and offer multiple levels.
- Drinking fountains should consider bottle filling capabilities.
- Drinking fountains should complement other site furniture selections.

RECOMMENDATION

- **Style:** None selected
- **Color:** None
- **Material:** None



PLANTERS & URNS

- Planters shall be located throughout the downtown to provide seasonal color. Planters can be concentrated at intersections but should not impede vehicular or pedestrian site lines. Planters can also be located in the amenity zones adjacent to street furniture clusters if space allows.
- Business owners are encouraged to provide their own planters and locate them within the storefront zone.



GUIDELINES

- Planters are to be made of recycled plastic and/or metal.
- Planters should be movable.
- Planters could be repositioned to provide a temporary barrier during events.
- Planters should have self-watering reservoirs or be irrigated.
- Planters should have factory installed drain holes.
- Planters should have drainage material and geotextile fabric to minimize staining of pavement surfaces.
- Hanging Baskets should be commercially grown and professionally maintained.



RECOMMENDATION

- **Style:** Landscape Forms, Sorella
 - Variety of sizes for different
- **Color:** Stormcloud
- **Material:** Powder Coated Metal



SIGNAGE

BANNERS

- Banners should be located throughout the downtown to represent downtown and residential districts, special events and celebrate the seasons or holidays.

GUIDELINES

- Banners should be high-quality screen-printed images.
- Graphics should be simple and bold.
- City branding graphics should be incorporated on all banners if applicable.
- Banners should be strategically located for optimum visibility



RECOMMENDATION

- **Style:** Kalamazoo Banner Works, standard or custom
- **Color:** Varies
- **Material:** Marine Acrylic Fabric



SIGNAGE

STORE FRONT (BLADES & A FRAMES)

- Existing storefront signage in the downtown area is predominately located on building walls and awnings. This type of signage focuses on the automobile and are visible to pedestrians that are on opposite sides of the street.
- Proposed storefront signage should focus on the pedestrian traveling along the adjoining sidewalk. Bracket and A- Frame signage provide the visual connectivity and ability for the pedestrian to locate a store of interest.



GUIDELINES

- Signage should be professionally designed and installed.
- Creative and iconic imagery shall be considered for signage
- Signage should be constructed of durable materials to withstand adversities of time, weather and vandalism.
- Plastic signage should be prohibited.
- Movable signage; such as A-Frames should be located adjacent to the businesses so as not to impede pedestrian travel and maintenance operations.



RECOMMENDATION

- Style: Varies
- Color: Varies
- Material: Varies



SIGNAGE

WAYFINDING

- Wayfinding signage should be located in key areas that will provide pedestrian directions to their intended destination.
- Wayfinding signage should direct vehicles to and from parking areas.

GUIDELINES

- Wayfinding signage should be located in key areas that will provide pedestrian directions to their intended destination such as street corners.
- Signage should be simple and provide a clear and concise message.
- Signage should show only what is relevant to a specific location and pedestrian travel.
- Information should be easy to read.
- Signage graphics, placement and mounting heights should be accessible and be designed for all users of all abilities.
- Signage should be constructed of quality materials that resist vandalism.

RECOMMENDATION

- Style: TBD
- Color: TBD
- Material: TBD



SIGNAGE

INTERPRETIVE

- Interpretive signage should not be overused.
- Interpretive signage should be located where applicable to offer intended information.

GUIDELINES

- Interpretive signage should provide a clear educational message.
- Interpretive signage should provide more than dates. They should strengthen the awareness of local history and culture.
- Interpretive signage should be well designed.
- Interpretive signage must be accessible and be designed for all users of all abilities.
- Interpretive should be constructed of quality materials that resist vandalism.



RECOMMENDATION

- **Style:** Varies
- **Color:** Varies
- **Material:** Varies



MURALS

- Murals should be installed by commissioned artists.
- Policies or ordinances should be initiated to allow for the installation of murals.
- Public and private partnership programs should be investigated to allow murals on private property.
- Maintenance programs and budgeting must be addressed to install and preserve murals.



GUIDELINES

- Murals should be constructed of quality materials and methods.
- Murals should be prepared by professional artists.
- Murals should be graphic or historical subject matter.



RECOMMENDATION

- **Style:** Varies
- **Color:** Varies
- **Material:** Varies

SCULPTURE

- Sculpture is prevalent throughout the city
- Existing sculpture is predominately of prominent figures relevant to the history of the city.
- Proposed sculpture can be playful and graphic to contrast existing sculptural pieces.
- Policies or ordinances should be initiated to allow for the installation of public art.



GUIDELINES

- Sculpture should be fabricated by professional artists.
- Sculptures should be fabricated of quality materials.
- Sculptures should be placed in prominent locations within the city.
- Sculptures should be located within public rights-of-way but should not impede pedestrian or vehicular site lines.
- Sculpture selections should reinforce the unique qualities of the downtown or districts.



RECOMMENDATION

- **Style:** Varies
- **Color:** Varies
- **Material:** Varies

PAVING

The dimensions of the pedestrian zone pavement and the placement of landscape and street furniture should be governed by the actual width of the pedestrian zone pavement.

The minimum width of the pedestrian zone paving should be between 6 and 8 feet.

The pedestrian zone pavement should be medium broom concrete with tooled or sawcut joints. The score joint patterns should be simple and be designed to current American Concrete Institute standards.

The paving in the amenity and storefront zones should complement but contrast the pedestrian zone paving material.

The paving material used in the amenity and storefront zones should be clay brick pavers with chamfered edges or a contrasting concrete paving treatment such as exposed aggregate.

The installation method of the amenity and storefront zone pavers can be installed on an aggregate or concrete base. The selected method of installation should be predicated on the location of utilities and the likelihood that the surface material would need to be removed to access the utilities. Pavers set on an aggregate base could be considered where utilities are located to facilitate access to the utilities for repair. Experienced installers and strict construction methods must be followed.

The paving material and thickness should consider the manufacturer's recommended installation methods of the street furniture. Should below grade footings be required coordination between trades is imperative to ensure proper installation methods and practices are followed



TRANSIT STOPS

- Coordinate locations, design and access requirements with Lake Erie Transit.
- Transit stops must consider accessibility requirements for all persons of all abilities.
- Transit stops must provide adequate lighting levels meeting ordinance standards.
- Open placement of facilities with unobstructed views will discourage negative activity.
- Bicycle parking should be available at all transit stops.
- Landscaping can provide shade, but placement must be considered to address security concern and visibility.



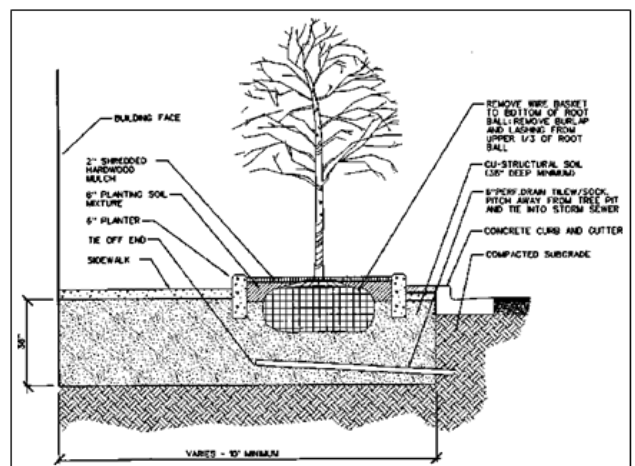
NEWSPAPER STATIONS

- Newspaper boxes should be consolidated at prominent locations throughout the city.
- Locations of newspaper boxes should be located in the amenity zone at high pedestrian traffic locations or street corners.
- Newspaper boxes should not be installed in the storefront or pedestrian zones.
- Newspaper box locations should also consider vehicle access.
- Appropriate design within the vehicular maneuvering lanes, or pull outs is imperative for safety.
- Newspaper boxes should be located adjacent to or near transit stops.


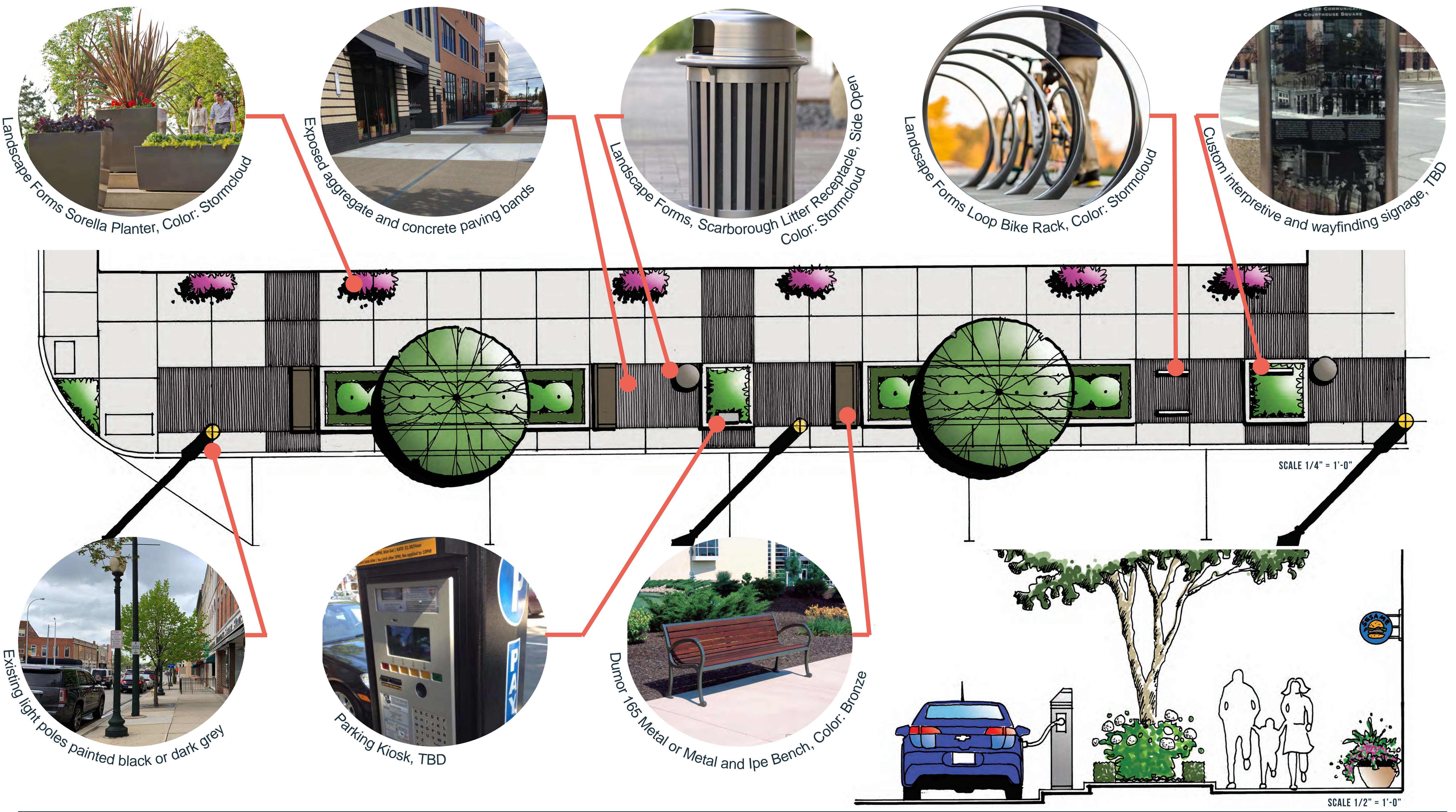


GUIDELINES

- Plant species should be native or adapted to the regional climate as references by the USDA plant hardiness zone chart. (See Appendix C)
- Plantings should respect views to business signage and building entries.
- Plantings should consider locations of streetlights and other fixed objects.
- Plantings in the downtown should be installed in raised planters with appropriate growing medium, drainage and automatic irrigation system.
- Street trees in the downtown should have an upright habit. (See Appendix C)
- Street trees in the downtown should consider alternative planting methods to provide a better growing environment to improve the health and address maintenance concerns of trees planted in urban landscapes.
- Street tree species should vary throughout the downtown and in the neighborhoods to avoid mass removal if one species is affected by a disease or exotic pests.
- Street trees in neighborhoods should be selected to provide diversity of species and given adequate room to mature. (See Appendix C)
- Maintenance programs and appropriate budgeting must be addressed.
- Structural Soil:
Use CU-Structural Soil™ in large tree pits for all street tree installations. CU-Structural Soil™ is a planting medium developed by Cornell University's Urban Horticultural Institute and is defined as, "a designed medium which can meet sidewalk design and installation requirements while remaining root penetrable and supportive of tree growth.



TYPICAL STREETScape AMENITY PLAN



STREETSCAPE CONCEPT



BEFORE

FRONT STREET



AFTER

STREETSCAPE CONCEPT



APPENDIX A

WALKING AUDIT



Monroe Downtown Streetscape Guidelines – Walking Audit

Monroe DDA

December 4, 2018

Please provide 'first impression' comments or observations relative to the character and treatment of:

The Public Realm; the area between the build and the curb and other applicable areas

- Comments and observations should address the public realm, such as; sidewalk materials and width, street furniture, landscape, lighting, accessibility, signage and wayfinding.

Vehicular Accommodations

- Comments and observations should address vehicular accommodations, such as; circulation, parking, meters, signage/wayfinding, location and proximity to business.

Historical Significance

- Comments and observations should determine how Monroe's unique history has been addressed and/or should consider historical significance of each district and the appropriateness of enhancing or strengthening.

Gateway Locations and Significance

- Comments and observations should also consider suggested gateway locations and the appropriateness of enhancing or strengthening.

Urban Fringe and Neighborhood Connectivity

- Comments and observations should also consider the land uses of each district abutting the urban area and the appropriateness of enhancing or strengthening.

The districts correlate with the areas described in the adopted Monroe Downtown Master Plan & Parking Study.

CIVIC DISTRICT

Public Realm:

Vehicular Accommodations:

Historical Significance:

CREATIVE DISTRICT

Public Realm:

Vehicular Accommodations:

Historical Significance:

COMMERCIAL CORE

Public Realm:

Vehicular Accommodations:

Historical Significance:

RIVERFRONT DISTRICT

Public Realm:

Vehicular Accommodations:

Historical Significance:

MARKET DISTRICT

Public Realm:

Vehicular Accommodations:

APPENDIX B

ANALYSIS



MONROE STREETScape ANALYSIS

CITY OF MONROE, MI

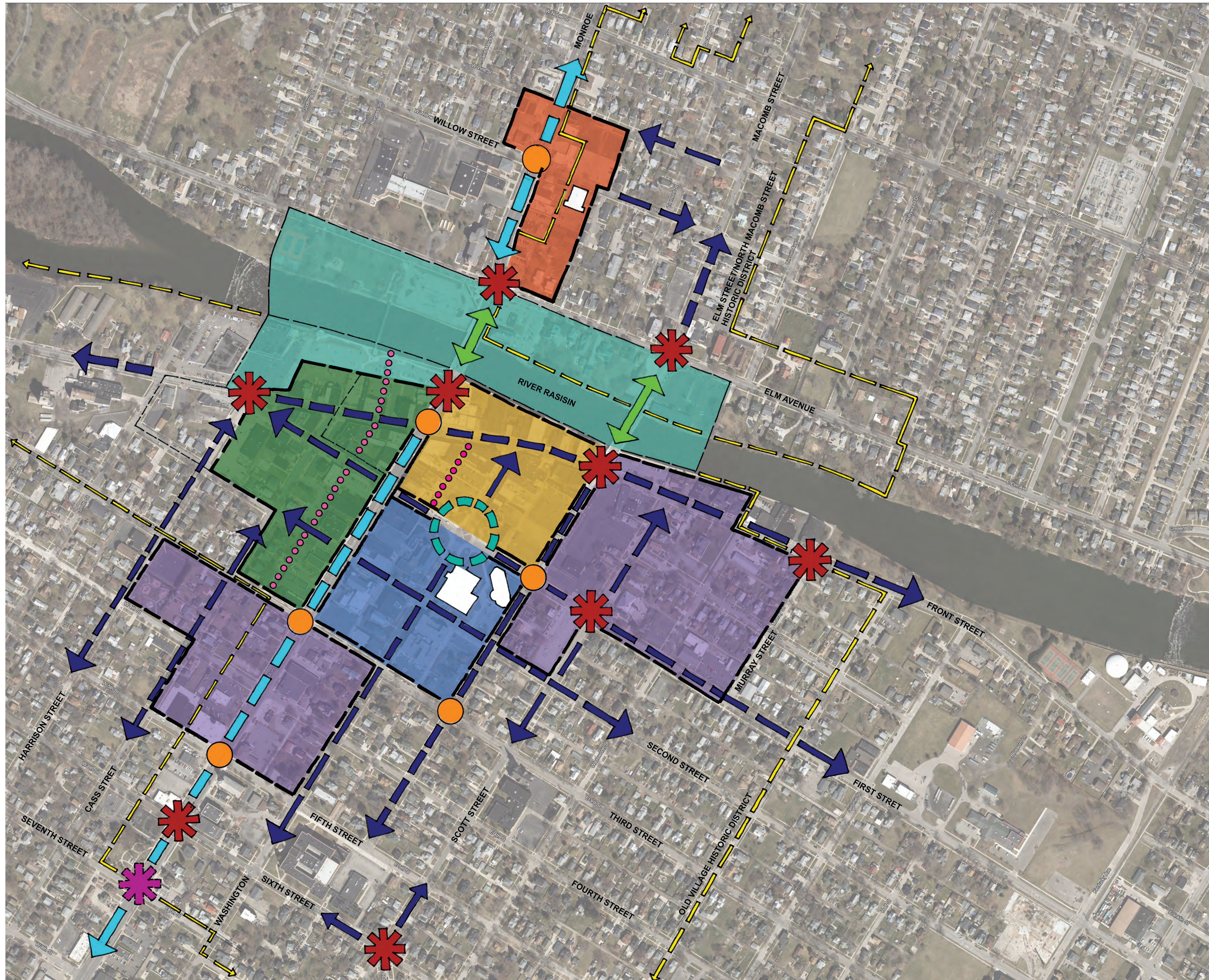


RUSSELL DESIGN | ACCESS RECREATION GROUP | AEW | LIQUID ASSETS | MCKENNA

APRIL 2019



ANALYSIS



- CIVIC DISTRICT**
 - Identified as area between Monroe and Macomb Streets between First and Third Streets
- CREATIVE DISTRICT**
 - Identified as the area extending from River Raisin South to Third Street
- COMMERCIAL CORE**
 - Identified as the area between Macomb and Monroe Streets from the River Raisin to First Street
- MARKET DISTRICT**
 - Located behind retail business on Monroe Street and South of Willow Street within neighborhood
- RIVERFRONT DISTRICT**
 - Encompassing both sides of the River Raisin from Elm Street to the Riverwalk and adjacent businesses
- TRANSITION ZONE**
 - Area of mixed residential density and commercial land uses
- PRIMARY DOWNTOWN GATEWAYS**
 - Gateways located throughout Monroe
- SECONDARY DOWNTOWN GATEWAYS**
 - Gateways located throughout Monroe

CIVIC DISTRICT

CHARACTER

- Municipal, Public Safety, Courthouse, Presbyterian Church, and Library are prominent structures
- Mixed architectural styles; Historic Church, Library and Courthouse
- Loranger Square; Pavilion and open space is heart of District and Overlaps with Core District. (Former location of Custer equestrian statue)
- Lotus Fountain is seasonal - unsightly in winter months
- Cobble paving in center is uneven and potential trip hazard - good color/texture
- Paving at intersection - expansive
- Courthouse renovations (ramps) lack detail and sensitivity to historic structure
- City Hall does not address square
- Courthouse/City Hall plazas lack connectivity
- One story brick structures east of Macomb out of scale in relation to City Hall Complex, neighborhood
- Residential neighborhoods east of Macomb Street, south of Third Street

CIRCULATION

- Wide concrete sidewalks surround cobble intersection - appropriate scale
- Sidewalks narrow exiting from Loranger Square
- Concrete curbs and sidewalks in disrepair - patched
- Crosswalks are clearly marked, but set back from the corner often resulting in car/pedestrian conflict, or blocking access
- Sidewalks connect to each quadrant feature - Pavilion, Fountain, and to all building entries.
- Accessibility has been addressed, need to install truncated domes at all crosswalk locations.

LANDSCAPING

- First Presbyterian Church, Library, open lawn, and mature trees surrounding Lotus Fountain and Pavilion provide softness and shade to square
- No Street trees within Loranger square
- Street trees on Washington Street are in narrow lawn panels, three trees in tree grates in bump outs south of First Street
- Lawn panels widen south of Second Street and provide better growing space for street trees. Trees are not centered in lawn Panels. Some trees stressed and pruned away from adjacent buildings.

- Small ornamental trees between the sidewalk and the AT&T building provide seasonal color and break up mass of brick
- Planting behind sidewalk at Library and Church provides seasonal color, and human scale
- Lawn Panels continue east on Second Street from Washington Street and continue to Monroe Street. Lawn panels on Macomb Street between Second and Third Street appear adequate to accommodate canopy trees. Nice scale and ties to neighborhood to the east
- Canopy trees continue around corner of Washington Street and Second Street then stop, the remainder is lawn panels
- Second Street east of Washington has little landscaping, south of courthouse expansion and south of parking lot at corner of Second and Macomb street
- Landscaped berm and low masonry wall buffer parking lot on Second and Washington Street
- Small evergreen hedge provides some buffer to parking lot on the corner of Third and Macomb; hedge is of poor quality
- Little Brown Bear, James Madison sculptures and historical markers add to streetscape experience and offer historical context.

SITE FURNITURE

- Concentrated at Loranger square
- Inconsistent type of furniture and randomly placed
- Signage mostly regulatory with exceptions of a couple historical markers
- Wayfinding limited to regulatory signage
- In warmer months, some of the business on the east side of Monroe provide outdoor seating, in the winter months, all business remain opened, but the streetscape is sterile and void of outdoor dining

LIGHTING

- Acorn fixtures on decorative poles, fixtures are limited to First Street
- Lighting South of First Street are cobra heads and continue to Third Street

VEHICULAR CIRCULATION & PARKING

- East First Street is one-way from Monroe to Macomb Street, then converts to two-way traffic. Master Plan encourages converting First Street to two-way traffic. Will increase traffic, need to address parking

- Washington Street is one-way to north from First Street. Forces traffic from parking lot to north
- Two-way traffic south of Second Street with parking on both sides of the street
- Metered Parking surrounds the City Hall and Courthouse buildings and extends on Second Street, east and west of Washington Street
- Meters located in lawn panels on Second Street between Monroe and Washington and on Macomb south of First Street to Second Street.
- Parking lots on the corner of Third Street and Macomb and Second and Washington Streets are screened, but could be improved with like materials and quality
- Parking lot on the southwest corner of Second Street and Macomb is landscaped but offers little screening
- Parking lot on the northwest corner of Second Street and Macomb Street is buffered on the south but exposed on the east side facing Macomb Street
- No provisions for bike lanes/travel

CREATIVE DISTRICT

CHARACTER

- Downtown Master Plan indicates the north east corner of this district as being core commercial. Although, the architecture and use are similar to buildings east of Monroe
- We believe Monroe Street is such a barrier that it warrants a separated district
- Monroe Street frontage south of the bridge to Third Street could be considered its own district. However, similar uses in adjacent districts overlap with Monroe Street uses and architecture
- Two and three story historic buildings provide good scale to the public realm and streetscape
- Tree canopy arching over roadway and sidewalks provides human scale
- The Historical Museum, Labor History Museum, Monroe Evening News building and the River Raisin Center for the Arts are prominent structures in this district with unique architectural detailing
- The recently renovated Hotel Sterling is a nice example of complimentary architecture and sensitivity to existing historic buildings.
- The Historical Museum at Second Street feels like the southern end of this district.
- The Downtown Master Plan extends this district south to Third Street, perhaps in response to the Heart of Monroe Alley Improvement Study
- Gateway Park anchors the western edge of this district
- The Master Plan proposed extending the district boundary west to the Post Office and Bextrom Foods
- We believe that the area west of Gateway Park, including the Knights of Columbus site, lacks architectural presence at the street and the openness of existing parking lots makes this feel differently

CIRCULATION

- 9'-15' wide sidewalks along Front and First Streets
- 15'-16' wide sidewalks along Monroe Street except north of Front Street where sidewalks narrow to approximately 6' wide
- Most building entries in this district are accessible, some ramping of the sidewalks to accomplish accessibility could be uncomfortable for pedestrians walking adjacent to store fronts
- 4'-5' wide sidewalks within adjacent neighborhoods
- The Heart of Monroe Alley Study encourages enhancement of the alley behind the Historical Museum from Third Street north to the Riverwalk
- Improvements to this alley and other alleys throughout the district could reach into the neighborhoods providing an alternative walkable route. Similar to the alley north of MBT between Front and First Streets
- The Heart of Monroe Study could extend improvements south to Memorial Park at Seventh Street

- Bump outs at Front and First Streets and the mid-block crossing at Cass Street reduce travel distance for pedestrians and are a traffic calming design solution

LANDSCAPING

- The predominant species in this district is ornamental pear tree. These trees vary in size and quality, and are planted in tree grates
- Some have grown beyond the provided opening of the tree grates
- Decorative pots with seasonal color adjacent to building entries
- Lawn panels between 5 feet and 16 feet wide occur in the adjacent residential neighborhood.
- Trees vary in species, size and quality.
- Trees in narrower lawn panels have outgrown available space and are heaving sidewalks
- Many of the larger trees have been pruned poorly by utility companies and are unsightly and a potential hazard
- Gateway Park landscaping consists of some lawn, accent planting, shrubs and ornamental pear trees that enhance the overall appearance and scale of the park.
- The trees are of poor quality.
- The park provides a visual amenity, but primarily functions as a circulation route between Front and First Streets and lacks pedestrian amenities
- The surrounding concrete walk and clay paver plaza have been patched or repaired and are unsightly, potentially hazardous

SITE FURNITURE

- Site furniture within the district is inconsistent and randomly placed
- Some businesses provide outdoor dining areas adding scale, texture and activating the streetscape
- In the winter months, with the lack of outdoor dining, the streetscape is barren and sterile
- Wayfinding is limited to regulatory signage
- Gateway Park has a welcome sign at the western edge of the park. Should address design and material for gateway element consistency
- Awning and Building wall signs serving vehicular travel do little for the pedestrian to help identify destination
- Historic Markers occur in a few area, none of which are accessible or celebrated

LIGHTING

- Decorative acorn light fixtures are evenly spaced throughout the district and provide rhythm and scale to the streetscape.
- The acorn fixtures end at Gateway Park
- Cobra head fixture at major road intersection
- Banner poles at Cass and First Streets

VEHICULAR CIRCULATION & PARKING

- One-way travel on Front (west) and First (east) streets
- Downtown Master Plan encourages converting these streets to two-way
- Harrison (south) and Cass (north) are also one-way streets being considered for two-way conversion
- Two-way streets are predominantly located in the adjoining neighborhood to the south with parking on one or both sides depending on street width
- Parking is generally limited to 2 hour unless you live in the neighborhood and have a parking permit
- There are metered spaces on Cass and Second Streets.
- The meters are located in lawn panels between the curb and sidewalk
- Parking lot on the corner of First and Monroe and Cass and Front Streets are partially buffered with masonry piers and decorative fencing
- The Cass Street lot has landscaping between the masonry piers on Front Street
- We question the need for a curb cut from this lot to Front Street
- The parking lot at the southwest corner of Cass and First Street is not screened and has a curb cut onto First Street
- No provision for bike lanes/travel

COMMERCIAL CORE DISTRICT

CHARACTER

- Master Plan includes properties west of Monroe Street
- Traditional downtown experience
- Mixed-use tenants: retail, commercial, office, residential
- Historic Architecture: Three stories provides good pedestrian scale, many buildings 100+ years old
- Some insensitive Building Alterations, storefronts/facades
- Monroe Bank & Trust (MBT) - good example of complimentary architecture
- Master Plan does not contemplate Monroe Street, which is similar and integral to the downtown experience with like issues/findings listed in this district and the Creative District
- Altrusa Park and MBT courtyard provide contrast, access to river, alley, at Washington Street terminus
- First street divides Loranger Square in the Civic District and Commercial Core

CIRCULATION

- Predominately concrete sidewalks, approximately 15' wide.
- Decorative treatment at intersection bump-outs and Washington Street mid-block crossing.
- Stamped concrete and clay brick pavers, Paving in good shape. Some replacement panels do not match.
- Most building entries ADA compliant
- Alley north of MBT - Vehicular service with pedestrian scaled detailing and connection to parking lot and First Street. (Other alleys undeveloped)
- Need Policy to address Skateboarding and bicycles

LANDSCAPING

- Deciduous trees of varied species and sizes in tree grates. Compacted, stressed, and some overgrown
- Open green space and accent planting at Altrusa Park/MBT courtyard and space west of Lamour Printing Company (123 E Front Street) Private Minimal trees for shade and pedestrian scale
- Lack of landscape, space appears hard and uninviting
- Lawn strip at curb on Macomb Street with randomly planted trees of multiple species

SITE FURNITURE

- Wayfinding limited to regulatory signage - multiple styles and randomly located
- Decorative pots adjacent to building entries are randomly placed, but provide color, texture, individuality
- Wooden Bench at Cravings (31 E. Front) inconsistent with other metal furnishings
- Kiosk at Washington - nice but questionable function
- Inconsistent placement of outdoor dining, impeding pedestrian flow
- Historic Interpretive sign at Cravings - need to celebrate
- Some A-frame signage - different locations
- Tenant signage to address pedestrian travel - currently, awning/building signage addresses vehicular travel

LIGHTING

- Decorative acorn light fixtures evenly spaced.
- Matching banner poles at Washington Street - provides rhythm and scale
- Cobra head light fixtures at major intersections and on Macomb Street

VEHICULAR CIRCULATION & PARKING

- One way travel on Front (west) and First Street (east). Master Plan encourages converting to two way - will increase traffic. Need to address parking
- Major Arterials; Monroe and Macomb Streets - provide access across river, feed into district
- Monroe Street - 5 Lanes, large scale and difficult for pedestrian travel/crossing
- Macomb Street - 3 Lanes, good scale; highlighted pedestrian crossings (stamped concrete) provides human scale and color
- Parking lots south of Front Street, east and west of Macomb Street, (MBT) - East lot nicely screened. West lot decorative fence only
- Parking lots near First Street are not screened and unsightly, west lot is metered
- Parking lot north of Loranger Square - permit only, not screened and unsightly
- Metered Parking on First Street east of Washington and Macomb between Front and First in lawn panels, all other parking on street signed with time limit

MARKET DISTRICT & NEIGHBORHOODS

MARKET DISTRICT

CHARACTER

- The market is open on Tuesdays and Saturdays from May - October
- Limited Parking on site. Additional parking on Willow and in the PNC Bank Parking lot to the north.
- Some parking expands into adjacent businesses and neighborhood

CIRCULATION

- Close proximity of Market structure limits pedestrian experience
- Narrow sidewalk and lawn panel at curb disrupt uninterrupted pedestrian flow
- Parking within the block is predominately private, but potential for shared parking opportunities. Additional development within block would remove parking and alter circulation.

LANDSCAPING

- Two large deciduous canopy trees in lawn panel are misshaped due to utility company pruning

SITE FURNITURE

- None on Site

LIGHTING

- Cobra head fixtures are equally space along Willow Street

VEHICULAR CIRCULATION & PARKING

- Willow Street is one-way to the east
- Vine Street is one-way to the west
- Macomb Street and Monroe Street are two way north and south
- Parking allowed on both side of the street

NEIGHBORHOODS

CHARACTER

- There are two designated Historic Districts adjacent to or near the downtown core.
- The Old village Historic District, south of the River Raisin includes the downtown core and extends west along West 3rd Street, south to Seventh Street making a slight jog to the north at the LaPlaisance Street Intersection and continues east to Navarre Street. The boundary of this district extends north along the west side of Navarre Street to Front Street. From there, the boundary along the south side of Front Street extends west to Wadsworth Street then jogs north to the river and continues west along the riverfront.
- North of the River Raisin, the Elm Street/North Macomb Street Historic District travels along the Riverfront from Monroe Street to Riverview Street before heading north. At approximately the north property line of the residence and the corner of Riverview Street and Elm Street the district boundary heads east to the Allore Funeral Home parking lot and then north along the property line to East Noble Street. The boundary jogs slightly to the east and then north to Lorain Street and then west through the neighborhood to Monroe Street and then South to the Riverfront.
- Many of the neighborhoods within the study area have a similar look and feel. Although predominately single family housing; two family and multi-family housing types are dotted throughout the neighborhoods. Some commercial uses occupy housing stock, others are larger facilities with accompanying parking lots. Several churches are sprinkled throughout the neighborhoods. Some churches occupy a single lot while others stretch along street frontages or occupy entire blocks. Often churches have acquired property near the church for parking. Which begins to fragment the neighborhood scale and character. Some parking lots are not screened and are insensitive to adjacent landscape areas in the neighborhoods.

LANDSCAPING

- Deciduous trees of various sizes and species are planted in lawn panels
- Lawn panels vary in size from approximately 5 feet an 16 feet wide
- Spacing of trees are random; likely due to decline and removal
- Some trees in narrower lawn panels are overgrowing the available space and heaving sidewalks
- Many mature trees have been pruned by utility companies resulting in misshaped trees leaving them more susceptible to disease and in a potentially hazardous condition

VEHICULAR CIRCULATION & PARKING

- Streets in the neighborhood are predominately two-way with parking allowed on one side of the street. Streets vary in width from 24 feet to approximately 37 feet wide. Narrower streets allow parking on one side of the street. Wider streets allow parking on both sides of the street. Parking within the neighborhoods has a posted two hour time limitation without a parking permit. Metered parking is concentrated between Second Street and Cass Street and clustered around the Civic area between First and Fourth Streets.
- One-way traffic on Harrison and Cass allows parking on both sides of the street. East Fifth Street from Scott is one-way to the east to better accommodate school related traffic. Should these streets convert to two-way it would allow for direct access into neighborhoods along 4th Street and may increase congestion entering and exiting the middle school parking lot.

GATEWAYS

PRIMARY

SOUTH

- Master Plan suggests developing a gateway at Fifth and Monroe Street. We do not believe there is adequate room to develop a gateway element.
- We would prefer Seventh and Monroe Street because it feels like a transitional area from generic commercial development to the south. Memorial Park provides green space to the west and historic significance to the community, but limited available space to develop a gateway element.
- Sixth and Monroe has potential for gateway development. The vacant lot on the southeast corner could accommodate a feature but could be limited. The corner business on the west side and the church appears to have adequate space to develop gateway element.
- Banners on cobra head poles begin at Sixth Street and continue into the downtown. The church's streetscape consists of concrete and trees in tree grates. Well maintained landscape behind the sidewalk beautifies this

WEST

- Master Plan suggests developing a round-a-bout at the intersection of Front, First, and Harrison. We agree with this concept, but question the ultimate size and scale of the round-a-bout will have on the quaint scale of the creative district.
- We also question the increased traffic that will result from the round-a-bout and suggested two-way traffic.

EAST

- Master Plan suggests developing a gateway at the corner of Maccomb and First Street. We suggest that the gateway be constructed at the corner of First Street and Scott Street
- Parking lots on the north and south sides of First Street contrast to the single-family residential area to the east.
- The gateway feature and enhancement should address screening of the parking lots. The screening treatment should continue along the frontage of Scott Street
- Further East on Front Street thru intersection of Murray Street seems like an appropriate gateway location
- Traffic moving west bound on Front Street experiences a transition of density and land use as one exits the residential neighborhood and Soldiers and Sailor Park and enters into the warehouse type businesses

NORTH

- Master Plan suggests developing a gateway feature on the north and south sides of the Monroe and Maccomb Street bridges. We agree that these are key areas to develop gateways, but would suggest that elements of gateways continue across each bridge.
- Pedestrian and bicycle circulation should be provided on the bridges and separated from vehicular traffic where feasible
- The proposed gateway at Elm and Monroe Street must incorporate existing circulation patterns, traffic signal mast arms and the plaza where the Custer sculpture is located in the southwest quadrant. Additional monuments in the northwest quadrant are not accessible and disorganized
- The Veterinary Clinic and the Subway owners would need to be consulted with possible easements required to incorporate any gateway element or feature.
- The traffic signal mast arms at the intersection of Monroe and Elm Street seem appropriately scaled but lack historical detailing

SOUTH - LAPLAISANCE/EAST OF WASHINGTON

- Master Plan suggests developing a gateway feature in this location
- There are 5 streets that converge and culminate into a confusing intersection.
- We would suggest developing a residential scale round-a-bout to improve circulation and safety. The center island could also incorporate signage directing traffic to the downtown, perhaps to Sixth Street rather than onto Scott Street through the neighborhood, but traffic traveling north to First Street reinforces suggested gateway at Scott and First Street.

SECONDARY

DOWNTOWN


- Master Plan suggests developing additional Secondary gateways throughout the DDA.
- We would suggest that landscape, hard scape and architectural components that comprise the primary gateways continue along these corridors and into the gateway development areas to reinforce the connectivity of neighborhoods and the commercial districts.

EXISTING CONDITIONS

CIVIC DISTRICT




CREATIVE DISTRICT



EXISTING CONDITIONS

COMMERCIAL CORE



MARKET DISTRICT



EXISTING CONDITIONS

DOWNTOWN GATEWAYS - PRIMARY



FRONT AND FIRST STREET



LAPLACE AND SIXTH STREET




MONROE AND SIXTH STREET



MONROE AND SEVENTH STREET



MONROE AND ELM STREET



MACOMB AND ELM STREET



MONROE AND FRONT STREET



MACOMB AND FRONT STREET



SCOTT AND FIRST STREET




FRONT AND MURRAY STREET

DOWNTOWN GATEWAYS - SECONDARY



MONROE AND FRONT STREET




MONROE AND WILLOW STREET




MONROE AND FIFTH STREET



MONROE AND THIRD STREET




MACOMB AND FIRST STREET



MACOMB AND THIRD STREET

EXISTING CONDITIONS

PRECEDENT IMAGES



APPENDIX C

VISUAL PREFERENCE SURVEY

YOUR INPUT MATTERS TO MONROE LEADERS AND THE DESIGN TEAM.

INSTRUCTIONS: Evaluate the subject of the pictures below, not the quality of the photo or season. Photos illustrate conceptual ideas; they are not specific proposals. Keep in mind, photos are not intended to raise false expectations or alarm. Photos are intended to help imagine what may be possible. Please keep an open mind.

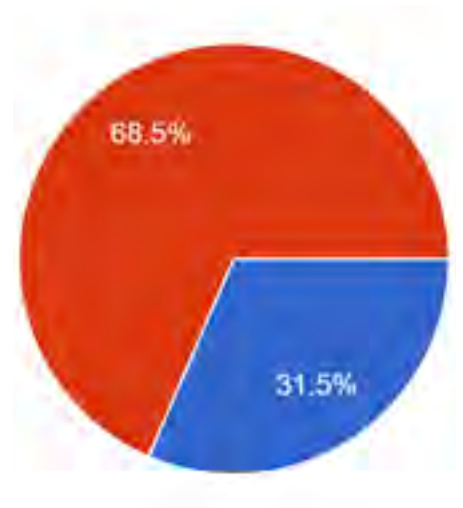
HOW WELL DO THESE IMAGES MATCH YOUR VISION FOR THE MONROE STREETScape?

Thank you for participating!

VISUAL PREFERENCE SURVEY RESULTS (622 RESPONSES)

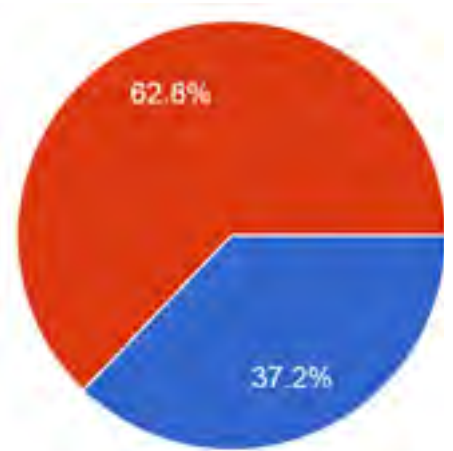
GATEWAYS

Photo 1



- LIKE
- DISLIKE

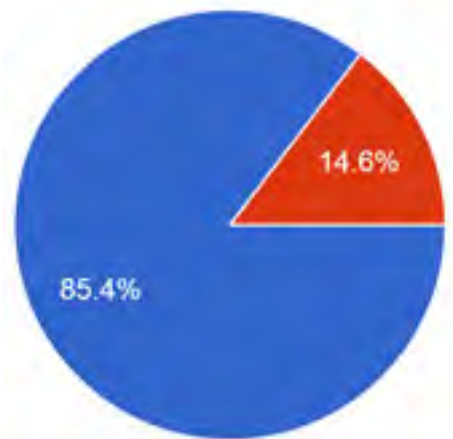
Photo 2



LIKE

DISLIKE

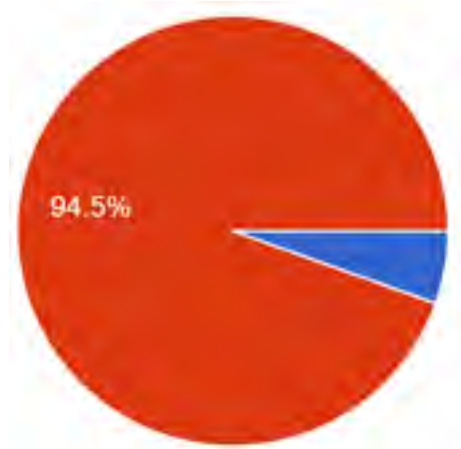
Photo 3



LIKE

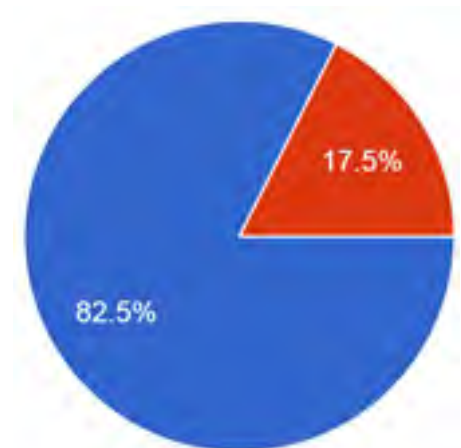
DISLIKE

Photo 4



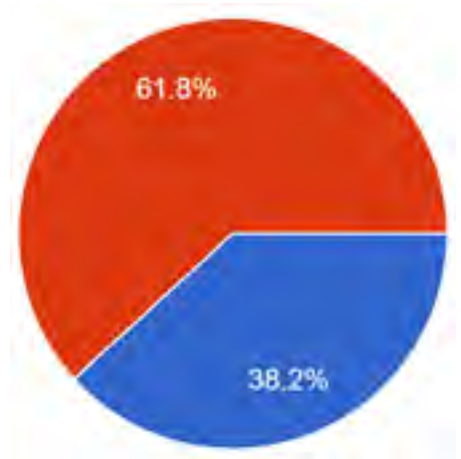
- LIKE
- DISLIKE

Photo 5



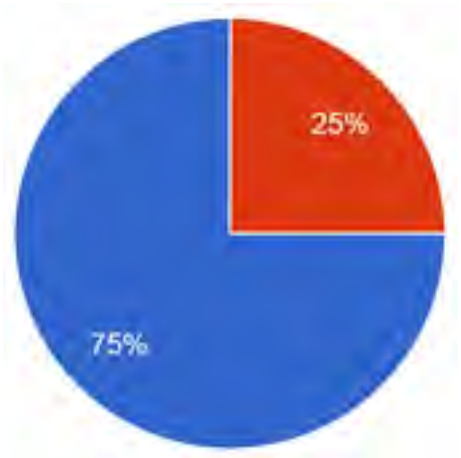
- LIKE
- DISLIKE

Photo 6



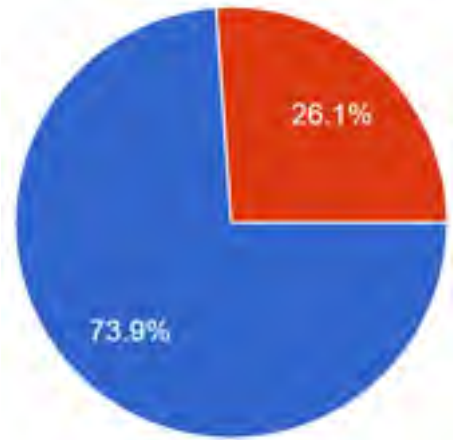
- LIKE
- DISLIKE

Photo 7



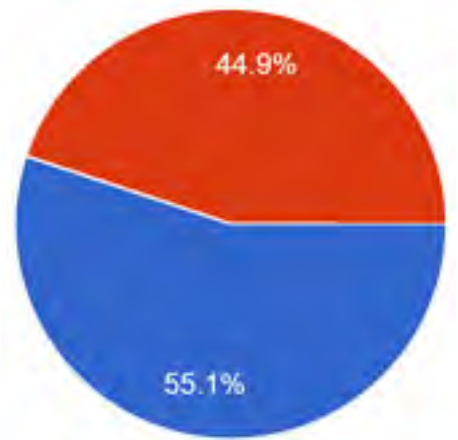
- LIKE
- DISLIKE

Photo 8



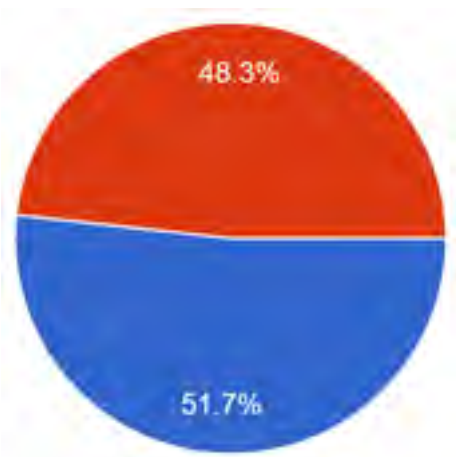
- LIKE
- DISLIKE

Photo 9



- LIKE
- DISLIKE

Photo 10





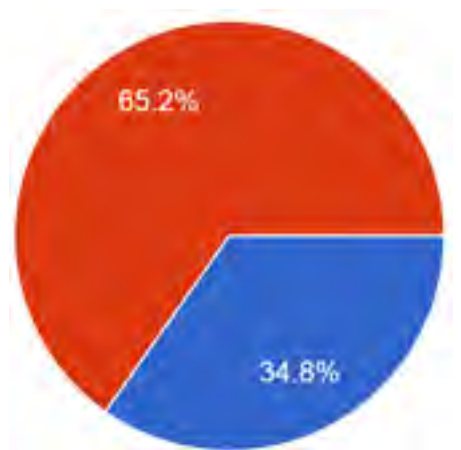


-  LIKE
-  DISLIKE

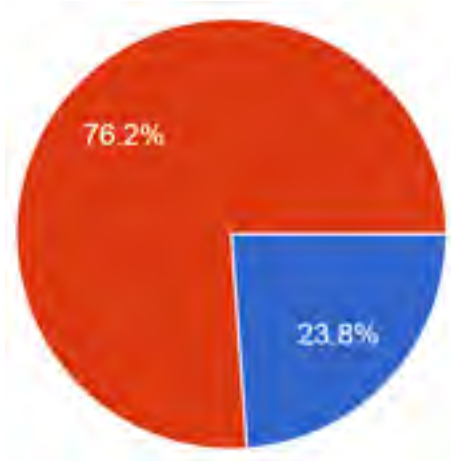
Photo 11



-  LIKE
-  DISLIKE

ROUNDBABOUTS

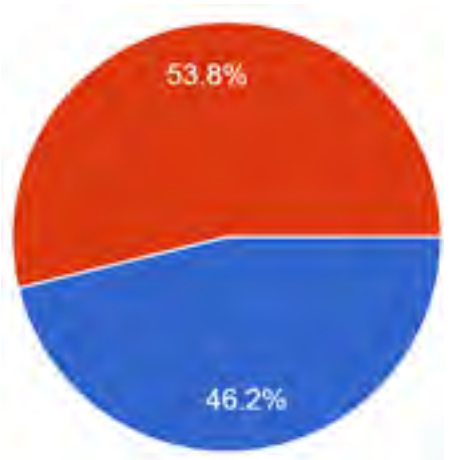
Photo 1



○ LIKE

● DISLIKE

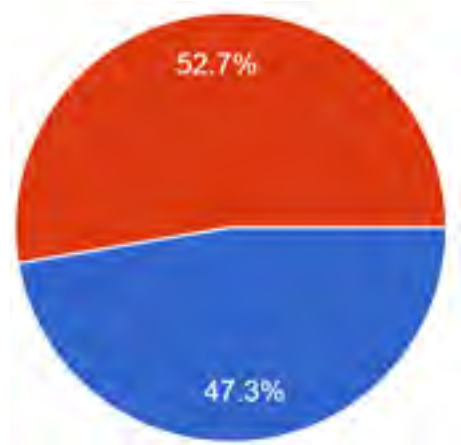
Photo 2



○ LIKE

● DISLIKE

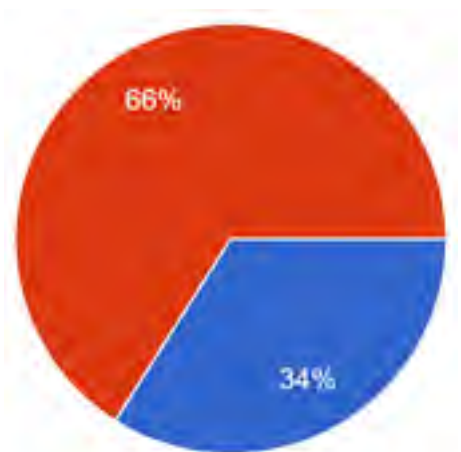

Photo 3



LIKE

DISLIKE

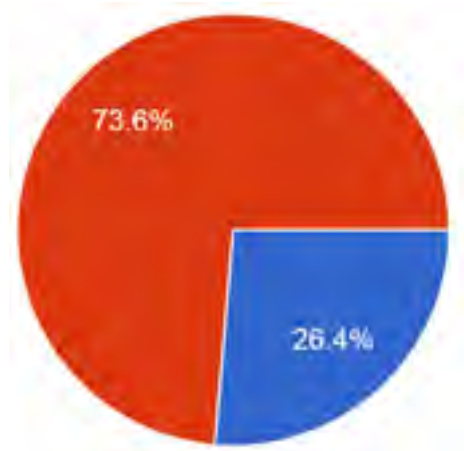
Photo 4



LIKE

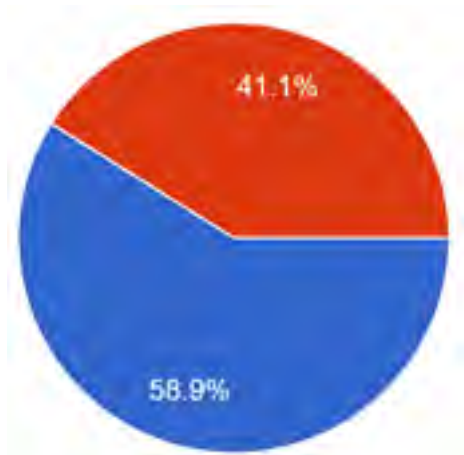
DISLIKE

Photo 5



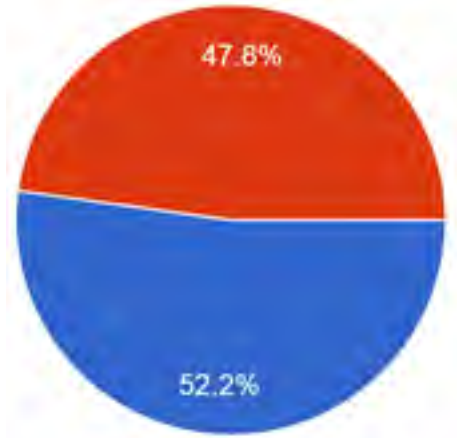
- LIKE
- DISLIKE

PARKING (Screening & Meters)
Photo 1



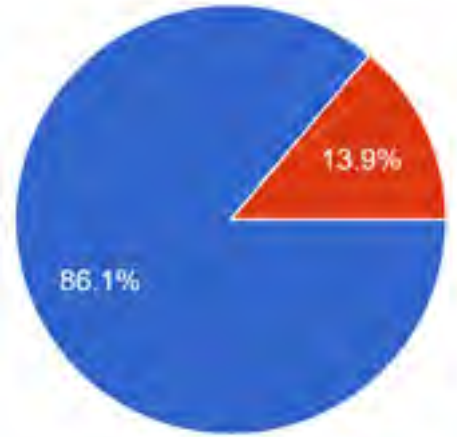
- LIKE
- DISLIKE

Photo 2



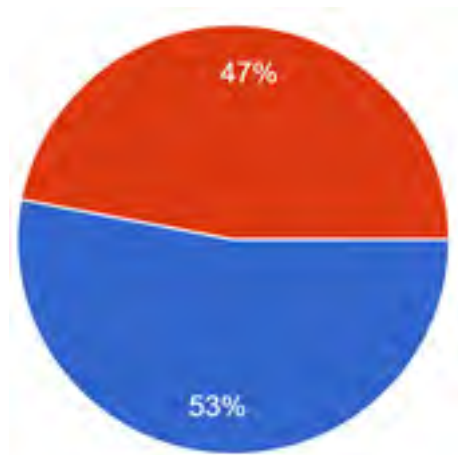
- LIKE
- DISLIKE

Photo 3



- LIKE
- DISLIKE

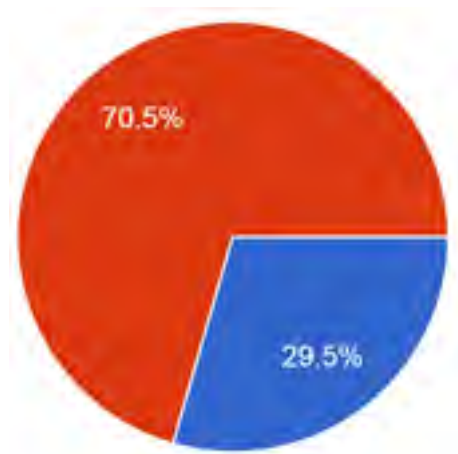
Photo 4



 LIKE

 DISLIKE

Photo 5

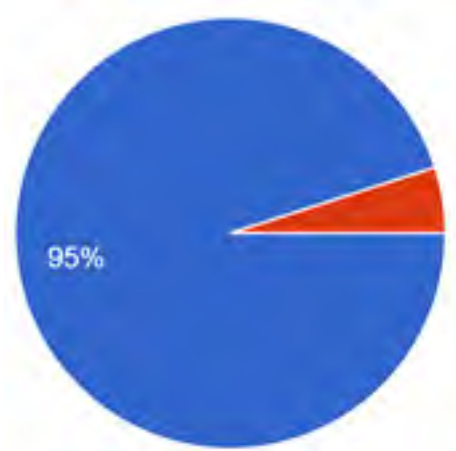


 LIKE

 DISLIKE

CHARACTER

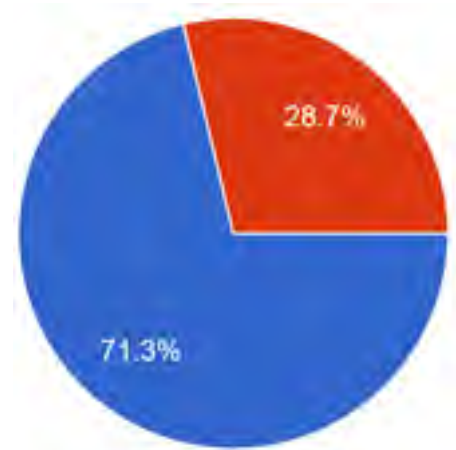
Photo 1



● LIKE

○ DISLIKE

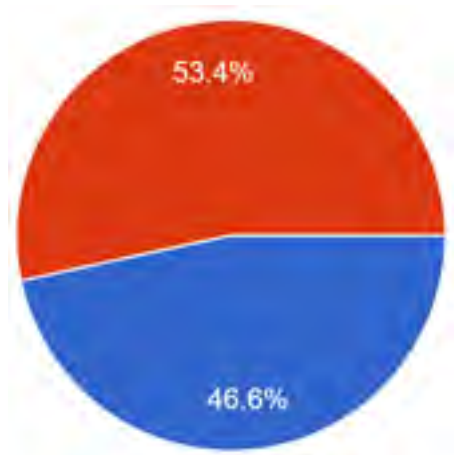
Photo 2



● LIKE

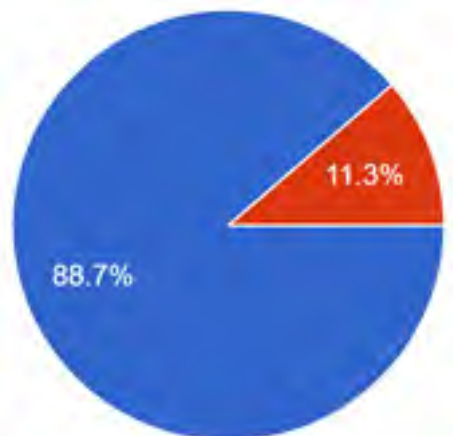
○ DISLIKE

Photo 3



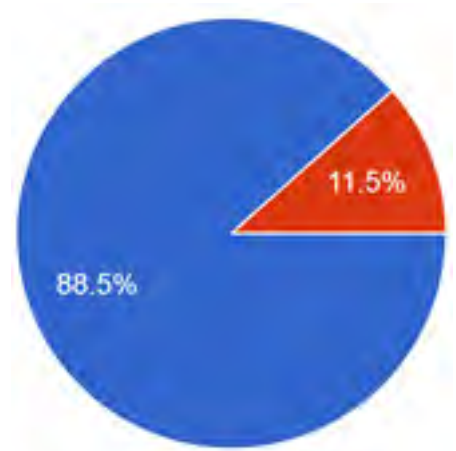
- LIKE
- DISLIKE

Photo 4



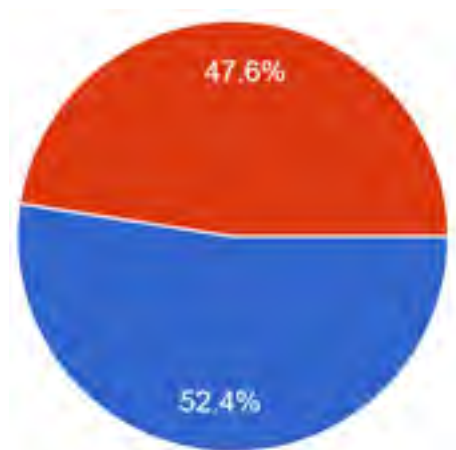
- LIKE
- DISLIKE

Photo 5



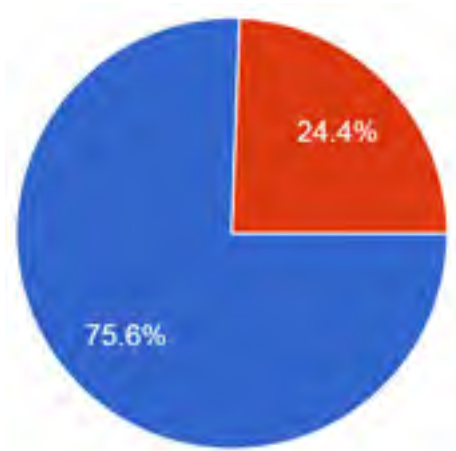
- LIKE
- DISLIKE

Photo 6



- LIKE
- DISLIKE

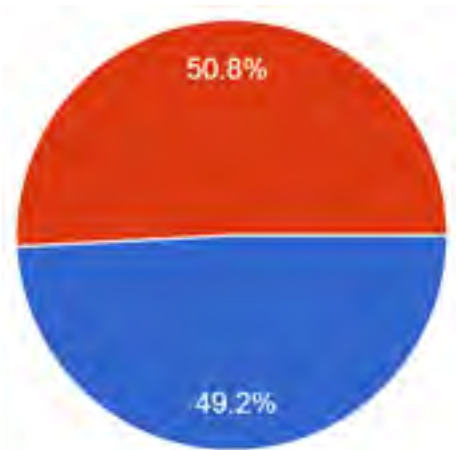
Photo 7



LIKE

DISLIKE

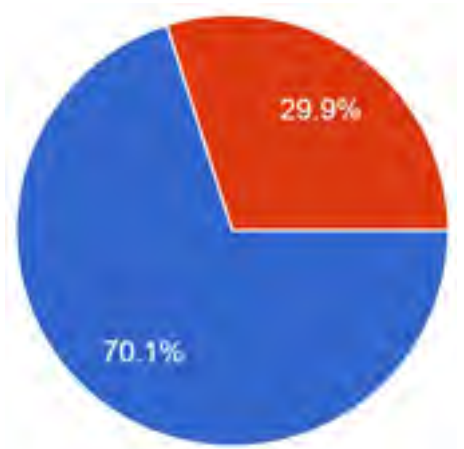
Photo 8



LIKE

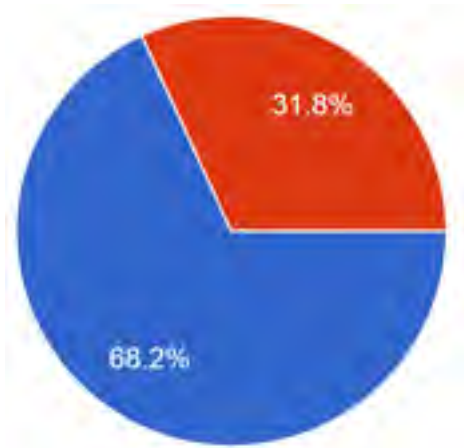
DISLIKE

Photo 9



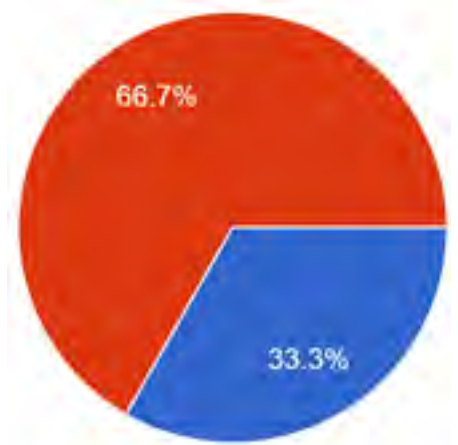
- LIKE
- DISLIKE

Photo 10



- LIKE
- DISLIKE

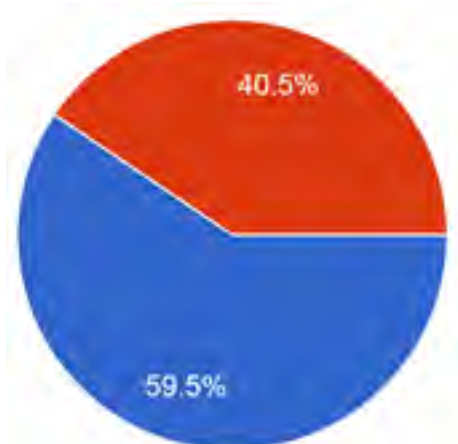
Photo 11



- LIKE
- DISLIKE

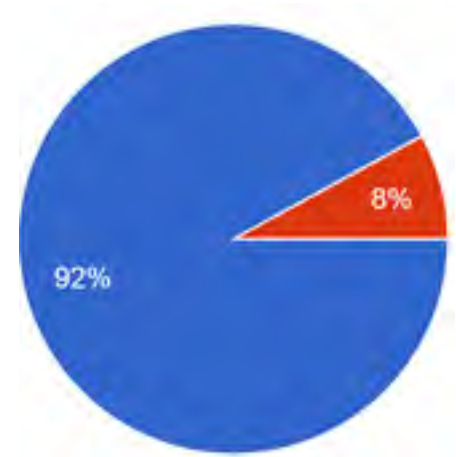
OUTDOOR DINING

Photo 1



- LIKE
- DISLIKE

Photo 2



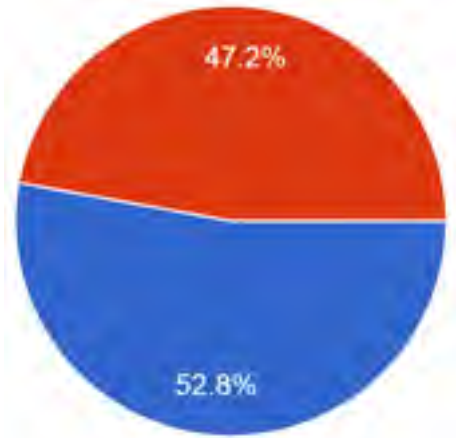
- LIKE
- DISLIKE

Photo 3



- LIKE
- DISLIKE

Photo 4





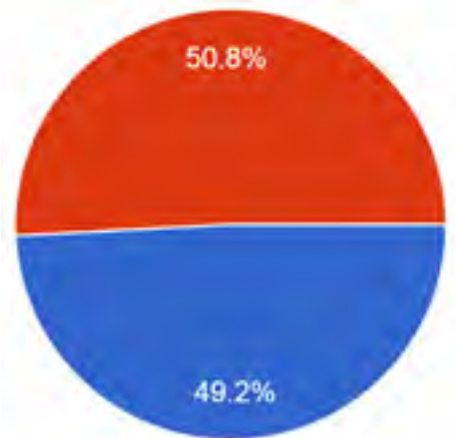
-  LIKE
-  DISLIKE

Photo 5





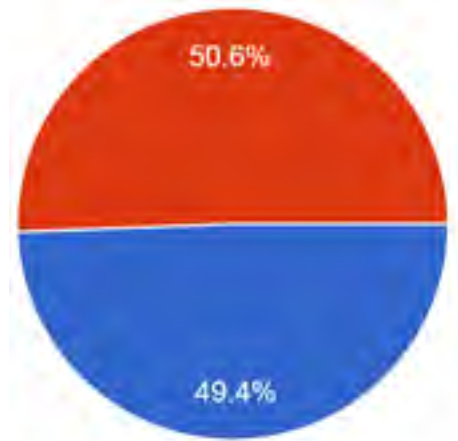
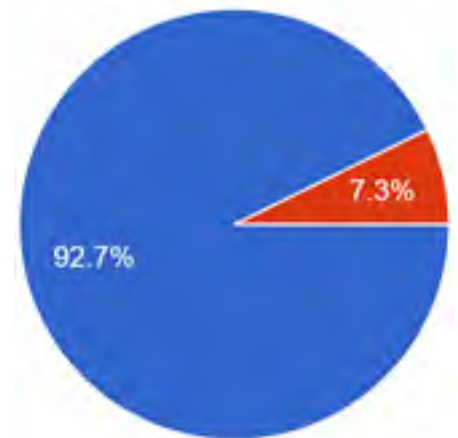
-  LIKE
-  DISLIKE

Photo 3



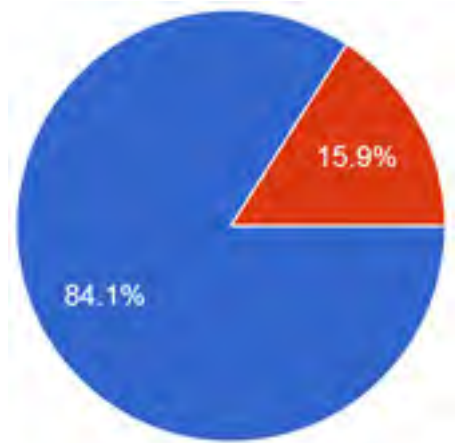
- LIKE
- DISLIKE

Photo 4



- LIKE
- DISLIKE

Photo 5

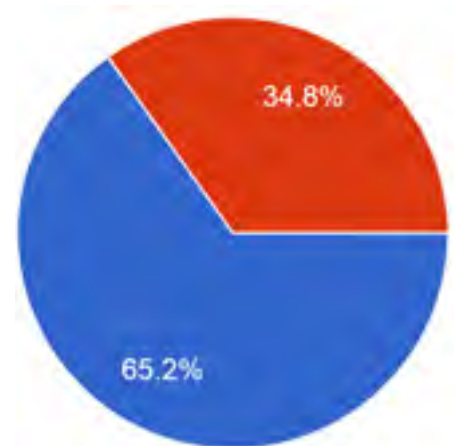


LIKE

DISLIKE

PLANTING

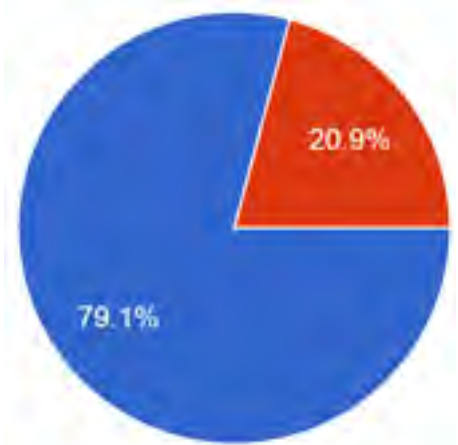
Photo 1



LIKE

DISLIKE

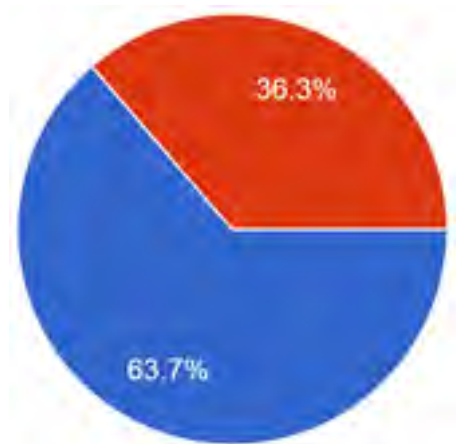
Photo 2



 LIKE

 DISLIKE

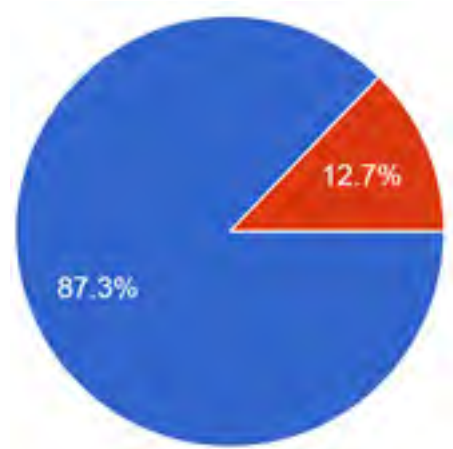
Photo 3



 LIKE

 DISLIKE

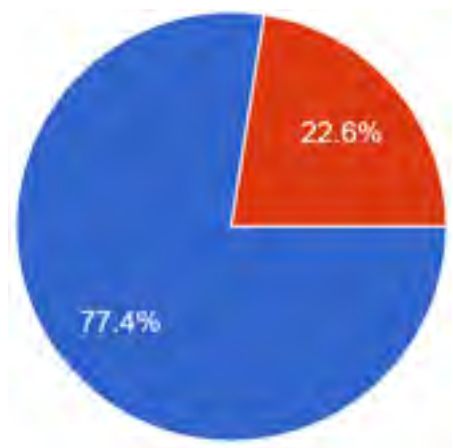
Photo 4



LIKE

DISLIKE

Photo 5

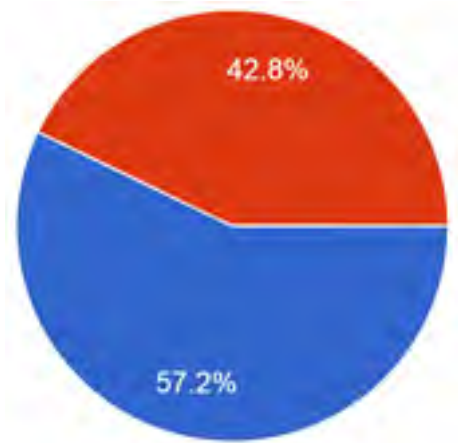


LIKE

DISLIKE

SITE FURNITURE

Photo 1



 LIKE

 DISLIKE

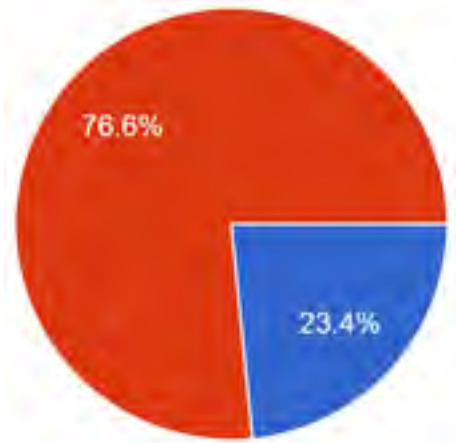
Photo 2



 LIKE

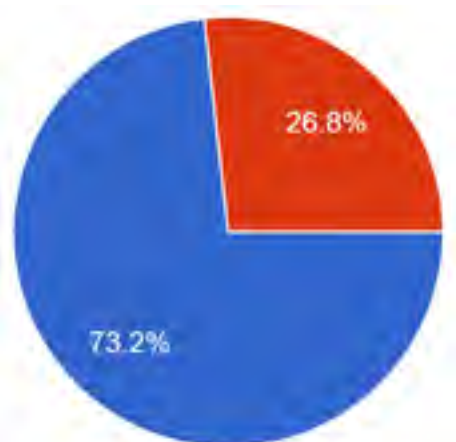

 DISLIKE

Photo 3



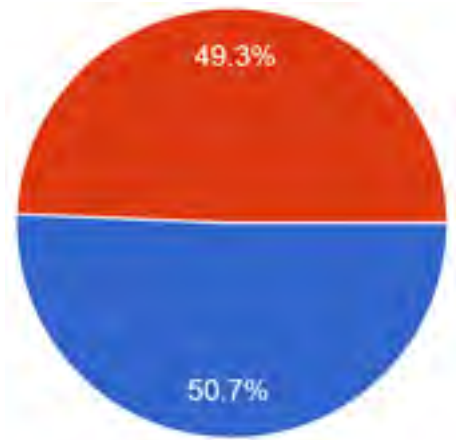
- LIKE
- DISLIKE

Photo 4



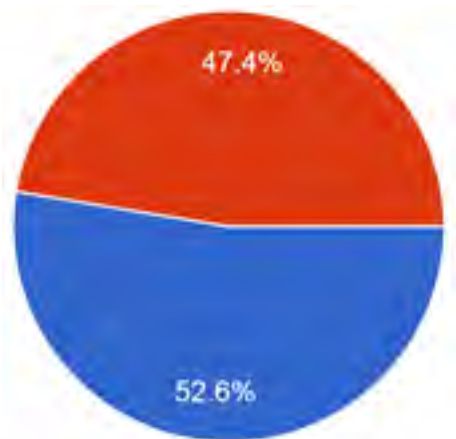
- LIKE
- DISLIKE

Photo 5



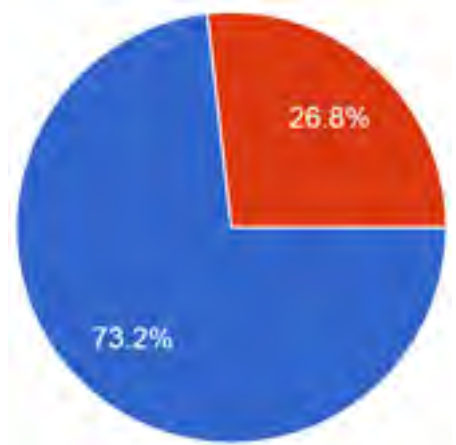
- LIKE
- DISLIKE

Photo 6



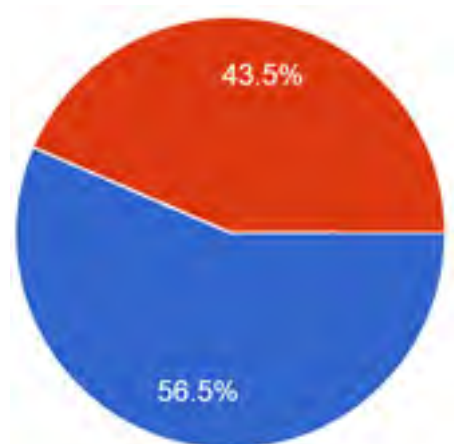
- LIKE
- DISLIKE

Photo 7



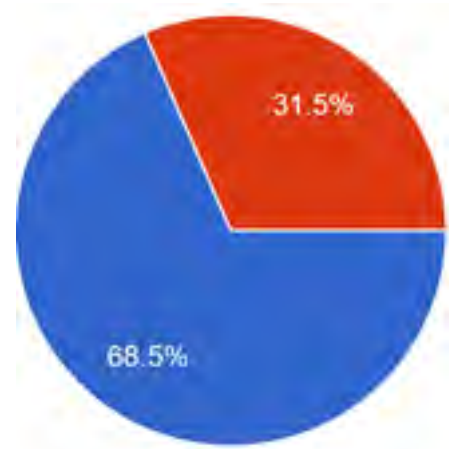

- LIKE
- DISLIKE

Photo 8



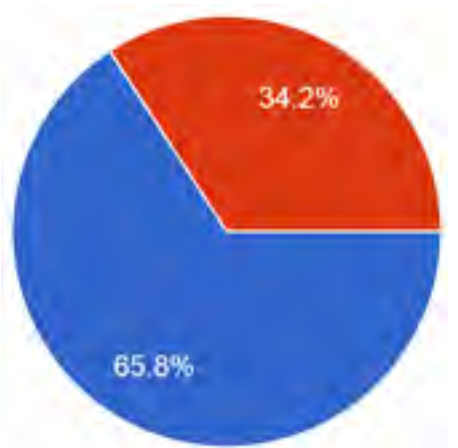
- LIKE
- DISLIKE

Photo 9



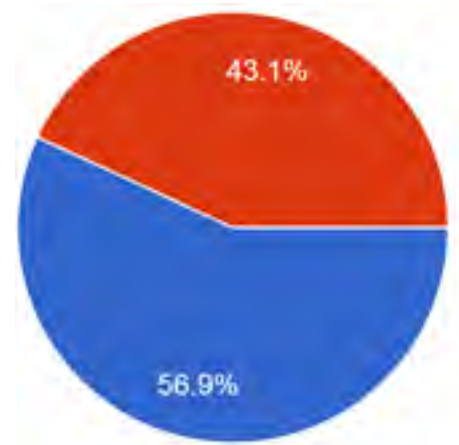
- LIKE
- DISLIKE

Photo 10



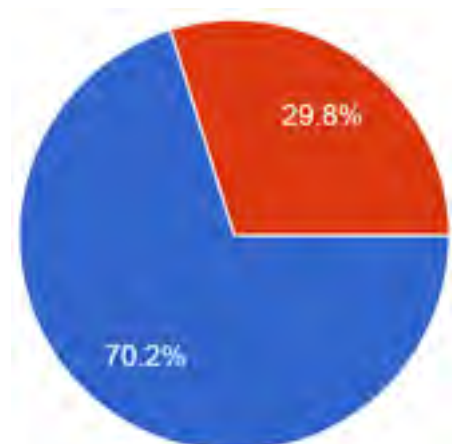
- LIKE
- DISLIKE

Photo 11



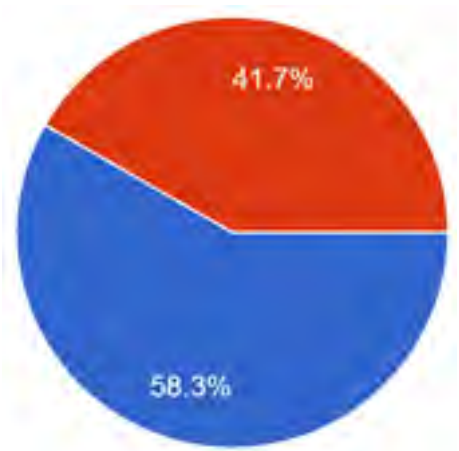
- LIKE
- DISLIKE

Photo 12



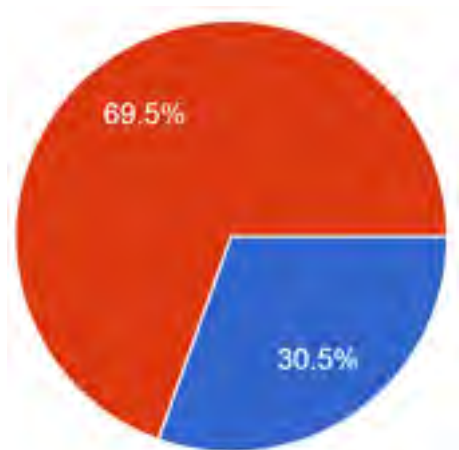
- LIKE
- DISLIKE

Photo 13



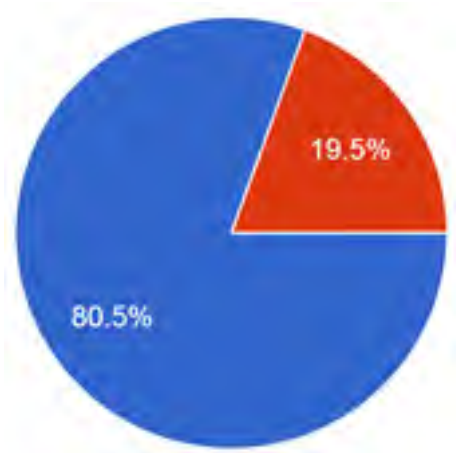
- LIKE
- DISLIKE

Photo 14



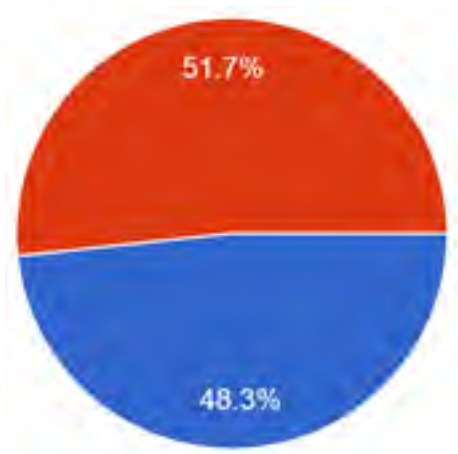
- LIKE
- DISLIKE

Photo 15



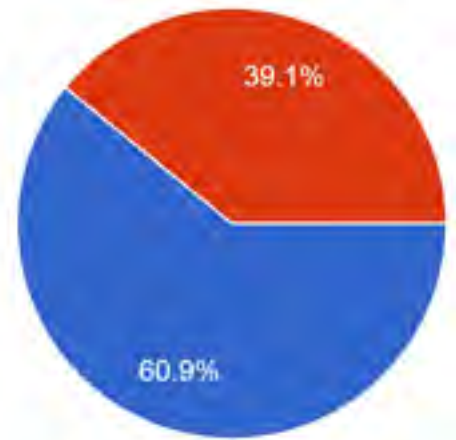
- LIKE
- DISLIKE

Photo 16



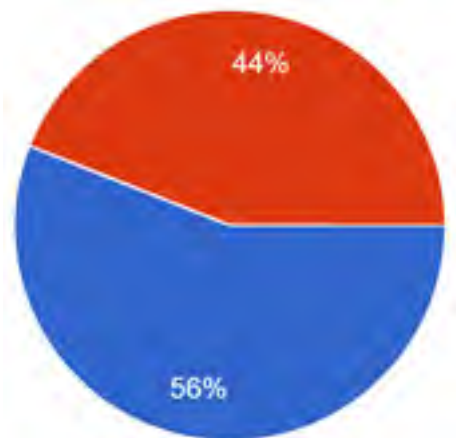
- LIKE
- DISLIKE

Photo 17



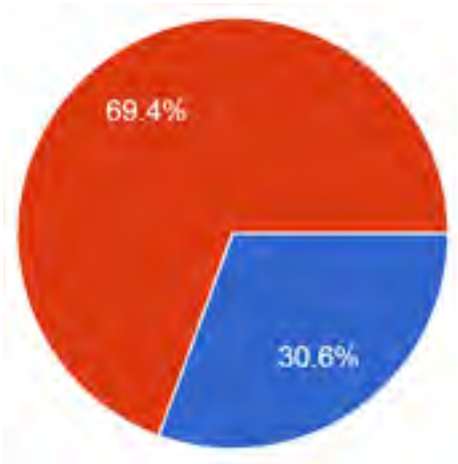
- LIKE
- DISLIKE

Photo 18



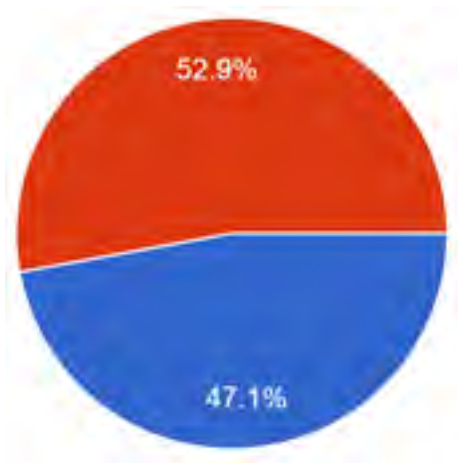
- LIKE
- DISLIKE

Photo 19



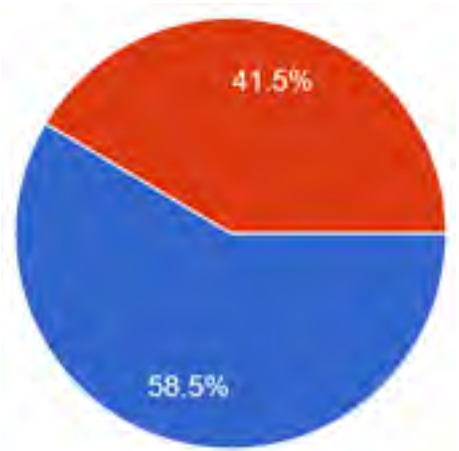
- LIKE
- DISLIKE

Photo 20



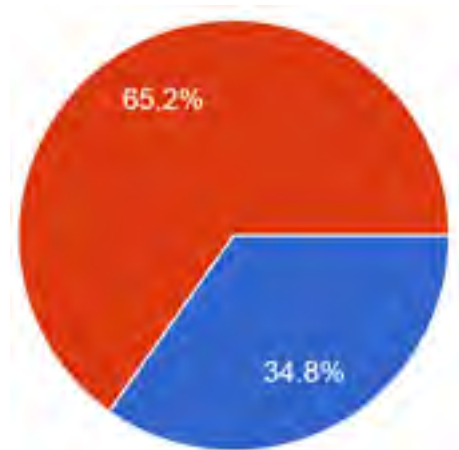
- LIKE
- DISLIKE

Photo 21



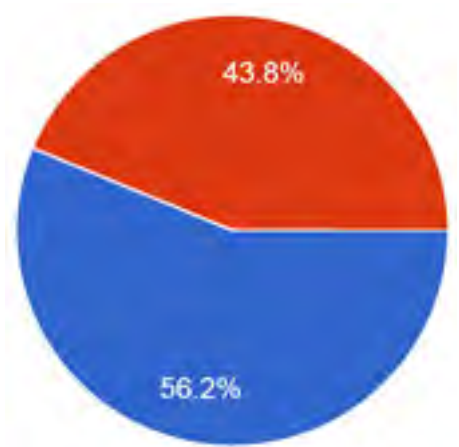
- LIKE
- DISLIKE

Photo 22



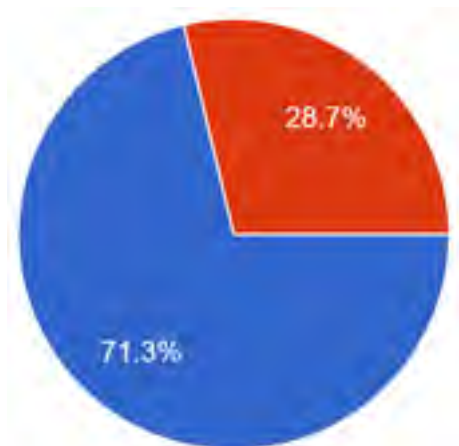
- LIKE
- DISLIKE

Photo 23



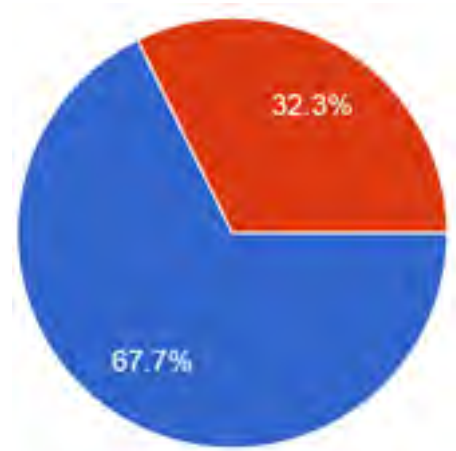
- LIKE
- DISLIKE

Photo 24



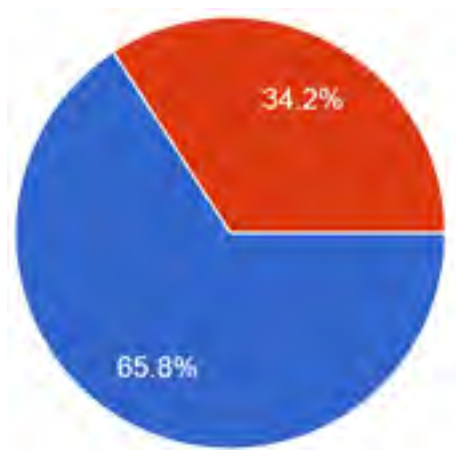
- LIKE
- DISLIKE

Photo 25



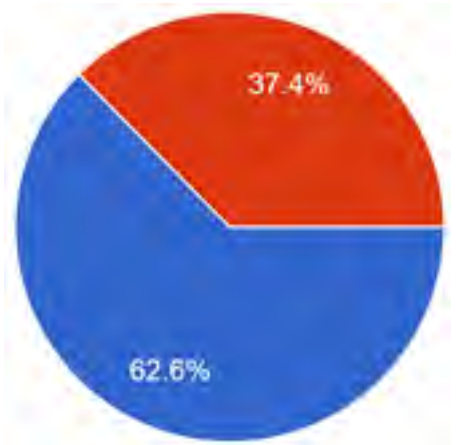
- LIKE
- DISLIKE

Photo 26



- LIKE
- DISLIKE

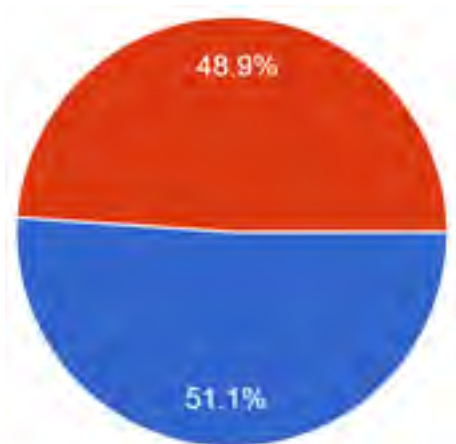
Photo 27



LIKE

DISLIKE

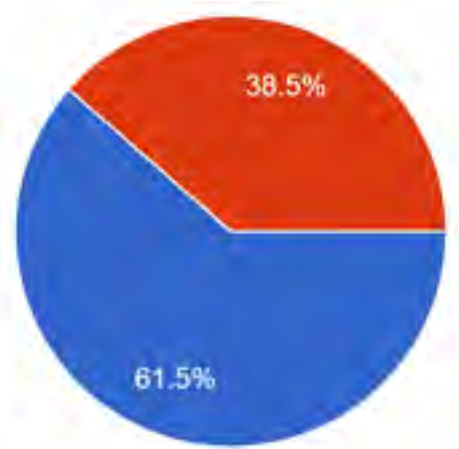
Photo 28



LIKE

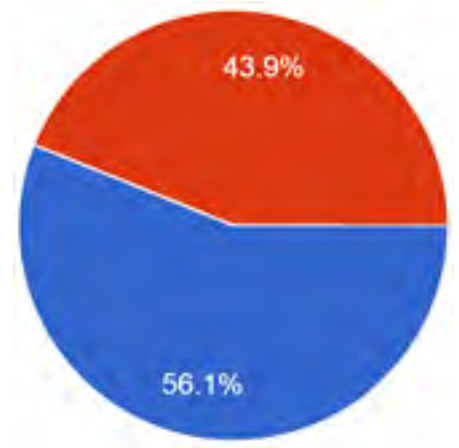
DISLIKE

Photo 29



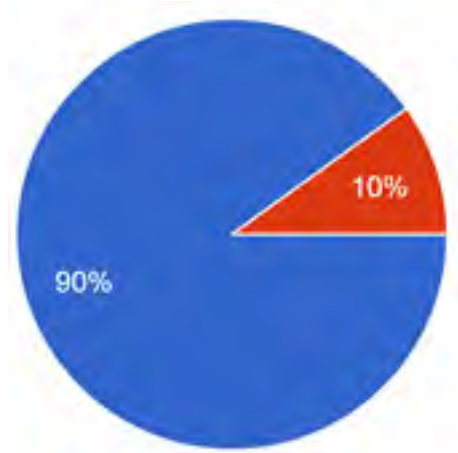
- LIKE
- DISLIKE

Photo 30



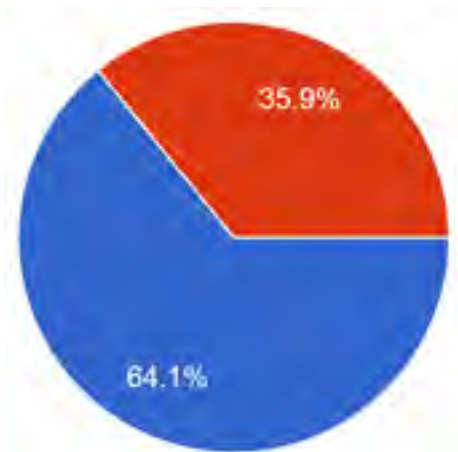
- LIKE
- DISLIKE

Photo 31



- LIKE
- DISLIKE

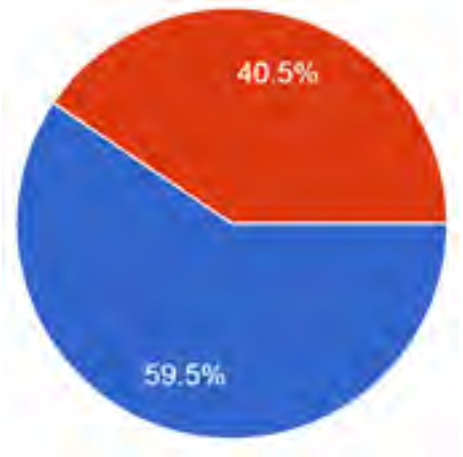
Photo 32



- LIKE
- DISLIKE

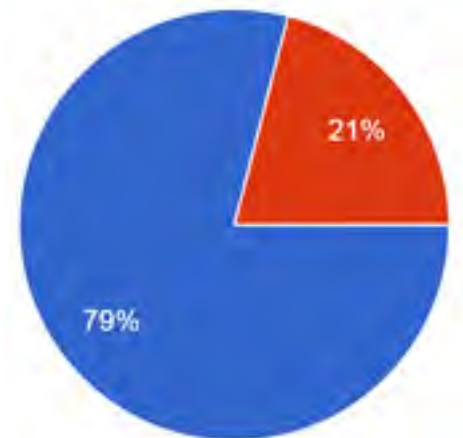
SIGNAGE (Banners and Blades)

Photo 1



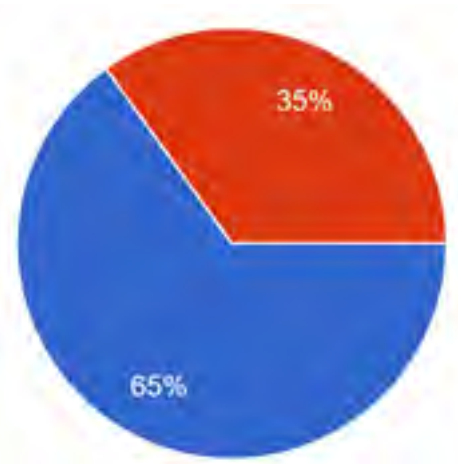
- LIKE
- DISLIKE

Photo 2



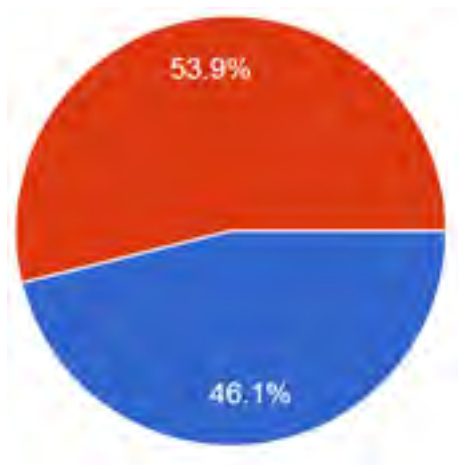
- LIKE
- DISLIKE

Photo 3



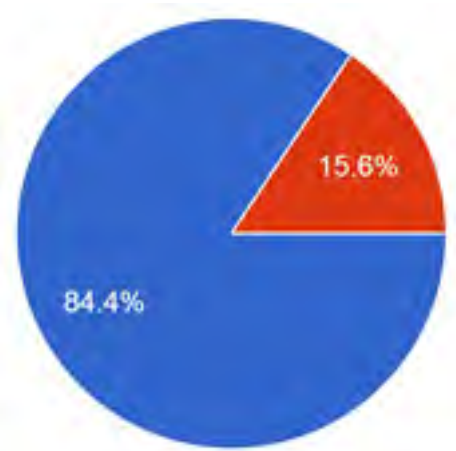
- LIKE
- DISLIKE

Photo 4



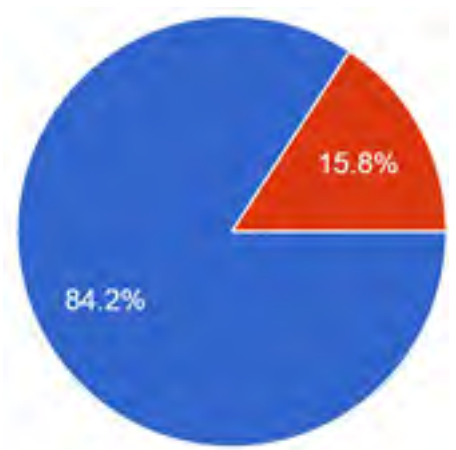
- LIKE
- DISLIKE

Photo 5



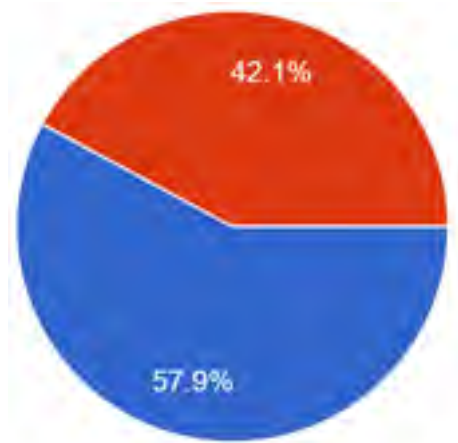
- LIKE
- DISLIKE

Photo 6



- LIKE
- DISLIKE

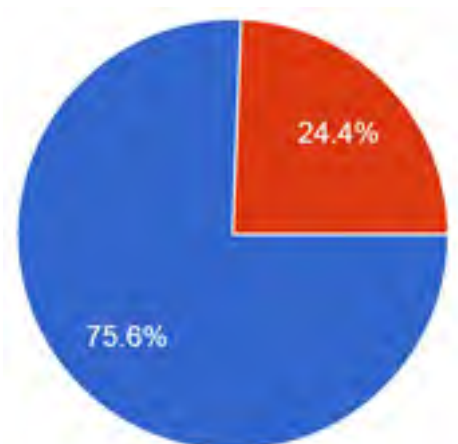
Photo 7



● LIKE

○ DISLIKE

Photo 8

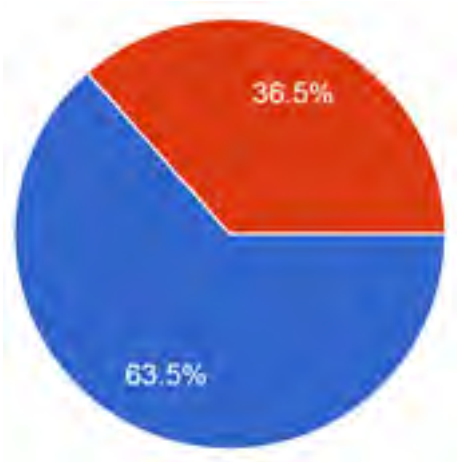


● LIKE

○ DISLIKE

SIGNAGE (Wayfinding)

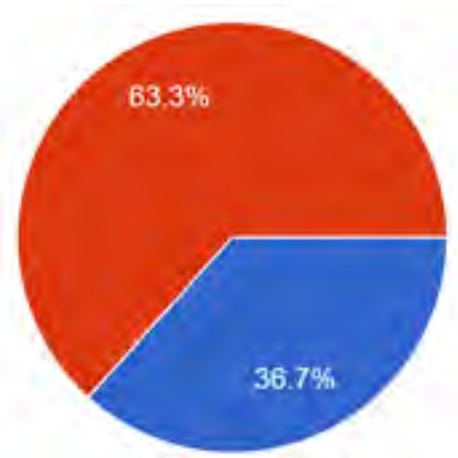
Photo 1



● LIKE

○ DISLIKE

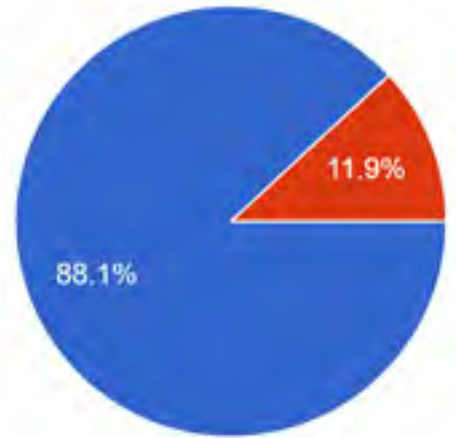
Photo 2



○ LIKE

● DISLIKE

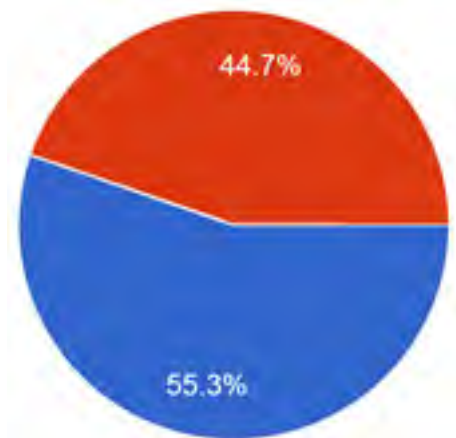
Photo 3



 LIKE

 DISLIKE

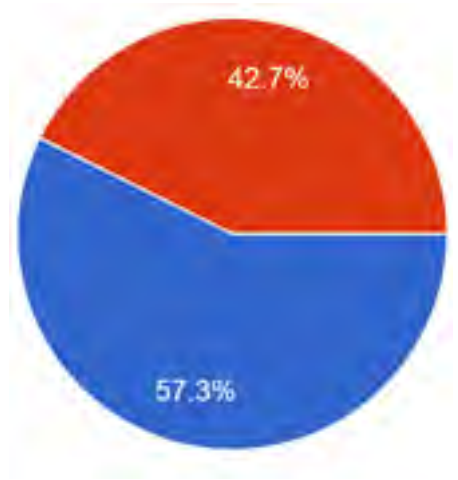
Photo 4



 LIKE

 DISLIKE

Photo 5

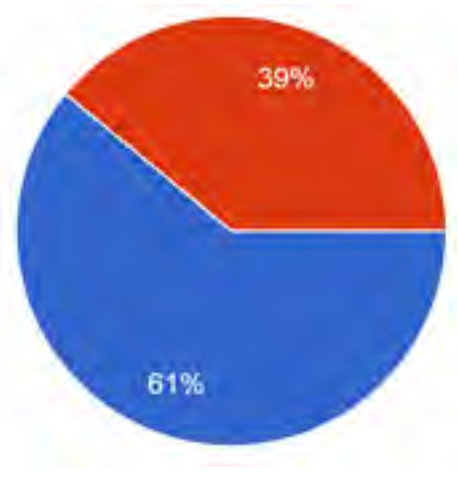


 LIKE

 DISLIKE

SIGNAGE (Interpretive)

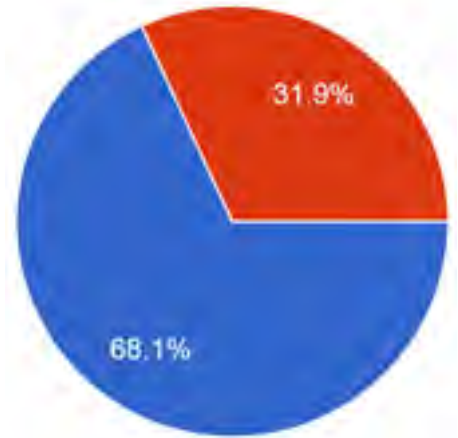
Photo 1



 LIKE

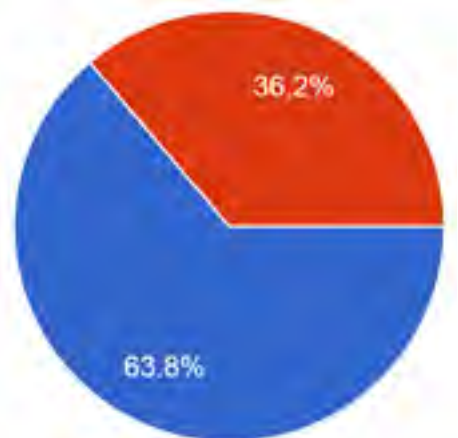
 DISLIKE

Photo 2



- LIKE
- DISLIKE

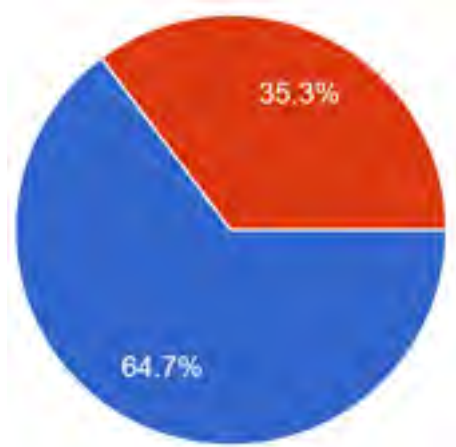
Photo 3



- LIKE
- DISLIKE

ART (Crosswalks)

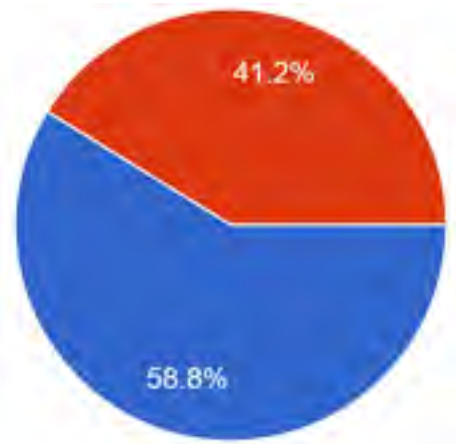
Photo 1



LIKE

DISLIKE

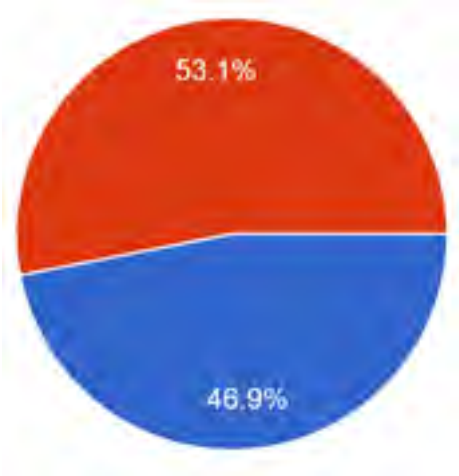
Photo 2



LIKE

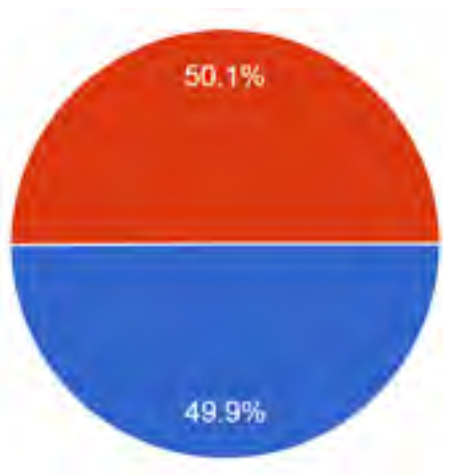

DISLIKE

Photo 3



- LIKE
- DISLIKE

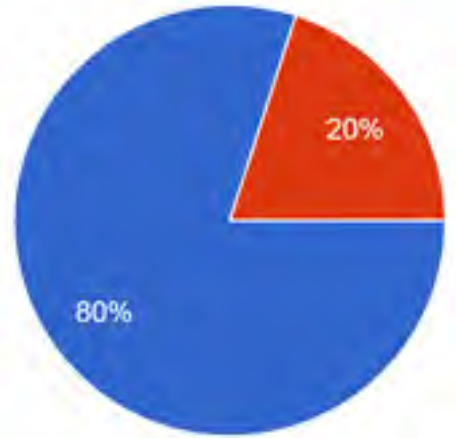
Photo 4



- LIKE
- DISLIKE

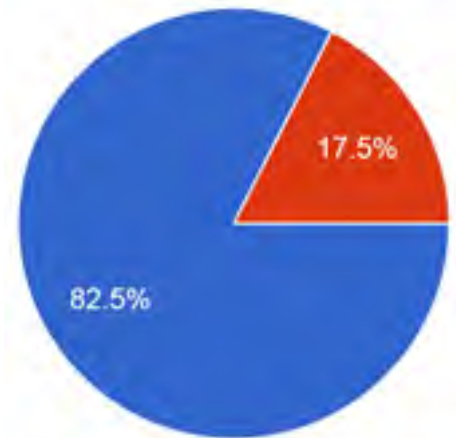
ART (Murals)

Photo 1



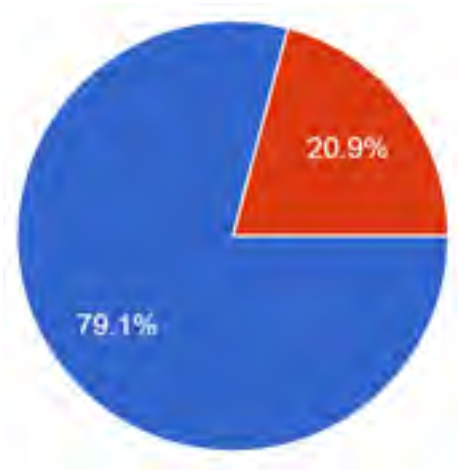
- LIKE
- DISLIKE

Photo 2



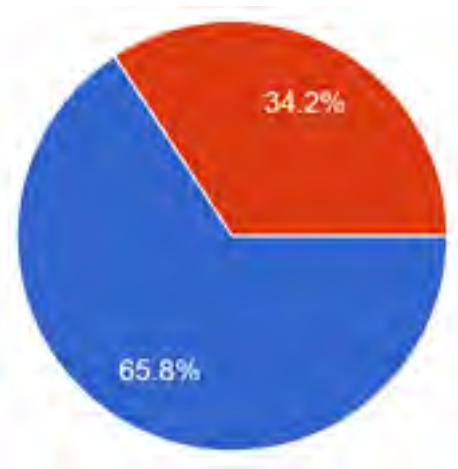
- LIKE
- DISLIKE

Photo 3



- LIKE
- DISLIKE

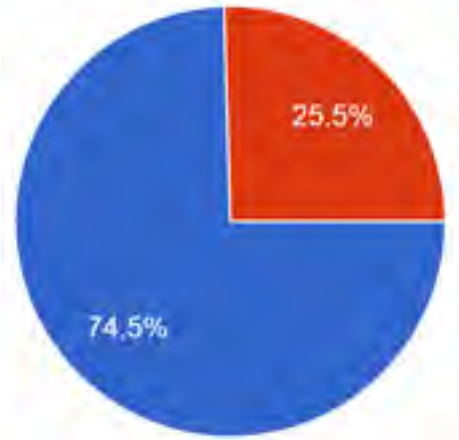
Photo 4



- LIKE
- DISLIKE

ART (Sculpture)

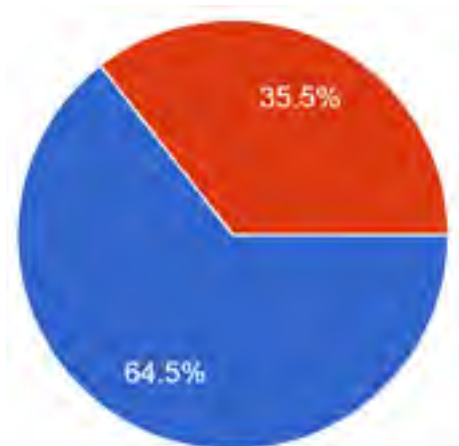
Photo 1



LIKE

DISLIKE

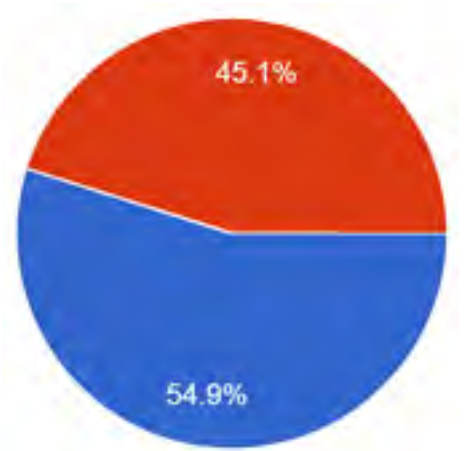
Photo 2



LIKE

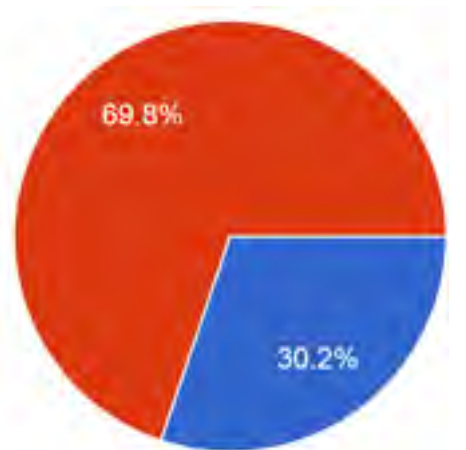
DISLIKE

Photo 3



- LIKE
- DISLIKE

Photo 4



- LIKE
- DISLIKE

APPENDIX D

LANDSCAPE PLANT LIST

Monroe Streetscape Guidelines – Plant List

TREES

SCIENTIFIC NAME	COMMON NAME	GROWTH PATTERNS	ENVIRONMENTAL TOLERANCES	AESTHETICS	COMMENTS
Abies concolor	White Fir Concolor Fir	Height- 30'-50' Width- 15'-30' Form- Pyramidal and branched to the base, holding a dense, formal shape well. Rate- Slow to medium	Hardiness zone- 4 Light- Full sun/tolerates partial sun Soil- Prefers deep, rich, moist, well-drained gravelly or sandy-loam soils; dislikes heavy clay and compaction. Tolerates less moisture than other western firs.	Flower- No ornamental significance. Fruit- Brown cylindrical cones, upper 3 rd of tree only, 3-6" long, 1 ½-1 ¾" wide. Foliage- Beautiful. Bluish-green, upward pointing, flat needles, 1 ½-2 ½" long. Evergreen. Bark- Smooth on young stems except for resin blisters; ashy gray, 4-7" thick on old trunks.	Disease/Insect- None serious Suggested usage- Lawns and parks. Note- Best fir for the Midwest. Replacement for Spruces.
Acer campestre	Hedge Maple	Height- 25'-35' Width- 25'-35' Form- Rounded, dense, low branching, can be limbed up. Rate- Slow	Hardiness zone- 5 Light- Full sun/light shade Soil- Very tough plant preferring rich, well-drained soil; tolerant of any pH, dry soils, compaction, and air pollution.	Flower- No ornamental significance; a few green ones in May. Fruit- No ornamental significance. Foliage- 3-5 lobed, 2-4" long and wide; dark green. Fall color- Yellow (inconsistent). Bark- Gray-black, shallow ridges and furrows.	Disease/Insect- Relatively pest free Suggested usage- Narrow street tree, small lawns and parks, large hedges.

Monroe Streetscape Guidelines – Plant List

TREES

SCIENTIFIC NAME	COMMON NAME	GROWTH PATTERNS	ENVIRONMENTAL TOLERANCES	AESTHETICS	COMMENTS
<p>Acer ginnala now Acer tartarian</p>	<p>Amur Maple</p>	<p>Height- 15'-18'</p> <p>Width- 15'-20'</p> <p>Form- Round to wide spreading tree or large multi-stemmed shrub of bushy habit; easily pruned to shape.</p> <p>Rate- Slow to medium</p>	<p>Hardiness zone- 3</p> <p>Light- Full sun/light shade</p> <p>Soil- Prefers moist, well-drained soil; withstands heavy pruning; quite adaptable to wide range of soils and pH ranges. Drought tolerant.</p>	<p>Flower- Yellowish white; fragrant as leaves unfurl in April-May.</p> <p>Fruit- Ripens in September-October.</p> <p>Foliage- 3 lobed, middle lobe much longer; 1 ½-3" long; glossy dark green. Early to leaf out.</p> <p>Fall color- Yellow and red (inconsistent).</p> <p>Bark- Smooth grayish brown.</p>	<p>Disease/Insect- None serious</p> <p>Suggested usage- Wide street tree, patio tree, containers, screen, massing, corners or blank walls of large buildings.</p>
<p>Acer pseudo-platanus</p>	<p>Planetree Maple Sycamore Maple</p>	<p>Height- 40'-60'</p> <p>Width- 30'-50'</p> <p>Form- Upright, spreading branches forming an oval to rounded crown.</p> <p>Rate- Medium</p>	<p>Hardiness zone- 4</p> <p>Light- Full sun/light shade</p> <p>Soil- Very adaptable to soil types, preferably well-drained; tolerates high lime to acid and exposed sites. Tolerates soil and airborne salt.</p>	<p>Flower- Yellowish green in May, upright panicles, 2-4" long.</p> <p>Fruit- No ornamental significance in September-October.</p> <p>Foliage- 3-5 lobed, leathery, and toothed; 3-6" wide; dark green.</p> <p>Fall color- Dull brown.</p> <p>Bark- Gray, reddish-brown, flaky.</p>	<p>Disease/Insect- Cankers (high maintenance to remove dead wood)</p> <p>Suggested usage- Park specimen, campuses, woodlands.</p>

Monroe Streetscape Guidelines – Plant List

TREES

SCIENTIFIC NAME	COMMON NAME	GROWTH PATTERNS	ENVIRONMENTAL TOLERANCES	AESTHETICS	COMMENTS
<p>Acer saccharum</p>	<p>Sugar Maple Hard Maple</p>	<p>Height- 60'-75' Width- 40'-60' Form- Upright-oval to rounded; quite dense foliage. Rate- Slow to medium</p>	<p>Hardiness zone- 4 Light- Full sun/shade Soil- Prefers well-drained, moderately moist, fertile soil; best in slightly acid but tolerant of any pH.</p>	<p>Flower- Subtly attractive and small in May. Fruit- No ornamental significance in September-October. Foliage- 3-5 lobed, 3-6" long and wide with deep sinuses; medium to dark green. Fall color- Yellow, burnt orange, and limited red tones; great variation. Bark- Smooth, gray-brown in youth; with age it becomes deeply furrowed and scaly.</p>	<p>Disease/Insect- Leaf scorch in drought. Suggested usage- Very wide street tree, lawns and parks. Note- Susceptible to salt. Not pollution tolerant.</p>
<p>Acer truncatum</p>	<p>Purpleblow Maple Shantung Maple Painted Maple</p>	<p>Height- 20'-40' Width- 25' Form- Small round-headed tree with a neat outline and regular branching; often dense. Rate- Slow</p>	<p>Hardiness zone- 4 Light- Full sun/light shade Soil- Prefers moist, well-drained soil; withstands heavy pruning; quite adaptable to wide range of soils and pH ranges.</p>	<p>Flower- Greenish-yellow, 1/3-1/2" diameter on 1/2" long stalks; very showy. Fruit- 1 1/4-1 1/2" long; some cultivars are purple. Foliage- 5-lobed emerging purple/red then green; 3-5" wide; glossy dark green. Fall color- Yellow, orange, red. Bark- Gray-brown, rough and fissured.</p>	<p>Disease/Insect- None serious or limiting. Resistant to leaf scorch. Suggested usage- Narrow or wide street tree, lawns and parks. Note- Drought and heat tolerant. Hardy tree.</p>

Monroe Streetscape Guidelines – Plant List

TREES

SCIENTIFIC NAME	COMMON NAME	GROWTH PATTERNS	ENVIRONMENTAL TOLERANCES	AESTHETICS	COMMENTS
Acer x freemanii (A. rubrum x A. saccharinum)	Freeman Maple cultivars such as 'Autumn Blaze', 'Celebration' and 'Lee's Red'	Height- 45'-70' Width- 20'-40' Form- Columnar to oval; dense foliage. Rate- Fast	Hardiness zone- 4 Light- Full sun Soil- Prefers well-drained, moderately moist, fertile soil; best in slightly acid but tolerant of any pH.	Flower- Red in dense clusters during March-April. Fruit- Samara, often red, maturing to brown, ¾-1" long in May-June. Foliage- 3-5 lobed, 2-4" long and wide, medium to dark green leaves; new growth often red. Fall color- Excellent red, orange, and yellow variations. Bark- Silver-gray in youth; dark gray and rough in old age.	Disease/Insect- Relatively pest free Suggested usage- Lawns, wide street tree and parks. Note- Highly ranked for tolerance of urban stresses.
Aesculus hippocastanum	Horsechestnut	Height- 50'-70' Width- 30'-70' Form- Dense, upright oval to rounded. Rate- Medium	Hardiness zone- 4 Light- Full sun/light shade Soil- Moist, well-drained soil; pH adaptable; avoid extremely dry situations.	Flower- Very showy in May; 4-5 petals, white with a blotch of yellow, maturing to reddish; 5-12" long and 2-5" wide. Fruit- Light brown, spiny, 2-2 ¼" diameter in September-October. Foliage- Palmately compound, 7 leaflets, 4-10" long, 2-5" wide, dark green. Fall color- Poor yellow and often brown. Bark- Dark gray-brown, exfoliating.	Disease/Insect- Leaf blotch, leaf scorch and mildew. Suggested usage- Lawns, parks, and campuses. Note- Fruit and leaves could pose as a litter problem. Casts dense shade.

Monroe Streetscape Guidelines – Plant List

TREES

SCIENTIFIC NAME	COMMON NAME	GROWTH PATTERNS	ENVIRONMENTAL TOLERANCES	AESTHETICS	COMMENTS
Aesculus x carnea 'Briotii'	'Briotii' Red Horsechestnut	<p>Height- 30'-40'</p> <p>Width- 30'</p> <p>Form- Dense, rounded to broad rounded.</p> <p>Rate- Medium</p>	<p>Hardiness zone- 4</p> <p>Light- Full sun/light shade</p> <p>Soil- Moist, well-drained soil; pH adaptable; avoid extremely dry situations.</p>	<p>Flower- Spectacular rose-red in May on 6-8" high and 3-4" wide panicles.</p> <p>Fruit- Light brown, spiny, 2-2 ¼" diameter in September-October.</p> <p>Foliage- Palmately compound, 5 leaflets, 3-6" long; leathery, lustrous dark green.</p> <p>Fall color- Brilliant red.</p> <p>Bark- Dark gray-brown, exfoliating.</p>	<p>Disease/Insect- Less susceptible to leaf blotch and mildew than A. hippocastanum.</p> <p>Suggested usage- Lawns, parks and campuses.</p>
Alnus glutinosa	European Alder	<p>Height- 40'-60'</p> <p>Width- 20'-40'</p> <p>Form- Narrow, pyramidal, or columnar.</p> <p>Rate- Fast</p>	<p>Hardiness zone- 4a</p> <p>Light- Full sun/partial shade</p> <p>Soil- Prefers moist or wet soil, but performs well in dry soils, tolerant of acid or slightly alkaline soils.</p>	<p>Flower- No ornamental significance in March.</p> <p>Fruit- Small nutlet in October-November.</p> <p>Foliage- Oval, 2-4" long, 3-4" wide; dark green; handsome.</p> <p>Fall color- No ornamental significance.</p> <p>Bark- Lustrous gray-green in youth; polished brown with age.</p>	<p>Disease/Insect- Numerous diseases and insects can be problematic.</p> <p>Suggested usage- Difficult, infertile wet sites.</p> <p>Note- Good for reclamation sites because it fixes nitrogen. Avoid waterway plantings because reseeding can overtake a large area.</p>

Monroe Streetscape Guidelines – Plant List

TREES

SCIENTIFIC NAME	COMMON NAME	GROWTH PATTERNS	ENVIRONMENTAL TOLERANCES	AESTHETICS	COMMENTS
<p>Amelanchier arborea</p>	<p>Downy Service-berry Juneberry</p>	<p>Height- 15'-25' Width- 15'-25' Form- Multi-stemmed large shrub or small tree with a rounded crown of many small branches. Beautiful in winter. Rate- Medium</p>	<p>Hardiness zone- 4 Light- Full sun/partial shade Soil- Prefers moist, well-drained, acid soil; adaptable to many soil types.</p>	<p>Flower- White, 2-4" long, showy for 4-7 days in April. Fruit- Berry-like pome, ¼-1/3" diameter, from green to red to purplish black in June. Attractive to birds. Foliage- Oblong, 1-3" long, ½-¾" wide; medium to dark green. Fall color- Varies from yellow to orange to dull red. Bark- Gray smooth, vertical fishers, very ornamental.</p>	<p>Disease/Insect- Many newer cultivars are free of problems. Suggested usage- Lawns, edge of woodlands and ponds, parks, shrub borders with evergreen background. Note- Avoid polluted and high stress conditions. Native.</p>
<p>Betula nigra</p>	<p>River Birch</p>	<p>Height- 40'-70' Width- 40'-60' Form- Broadly pyramidal, rounded crown in maturity; arching branches close to the ground; single or multi-stemmed trunk. Rate- Medium to fast</p>	<p>Hardiness zone- 3 Light- Full sun/partial shade Soil- Best in moist soils, fertile areas; prefers acid soil. Chlorosis will develop in high pH.</p>	<p>Flower- Males have 2-3" long, slender dark brown catkins. Fruit- Small nutlet in a 1 – 1 ½" long catkin in the spring. Foliage- Sharp-pointed, oblong, 1 ½-3 ½" long, ¾-2-1/2" wide; lustrous medium to dark green. Fall color- Yellow. Bark- Young trunks and branches are thin, cream, salmon, orange-brown, peeling freely; older trunks are reddish brown to grayish brown.</p>	<p>Disease/Insect- Aphids. Leaf spot in moist years. The species is bronze birch borer resistant. Suggested usage- Large lawns, parks and campuses. Note- Heat, but not dry, tolerant. Prune in summer when sap is not flowing.</p>

Monroe Streetscape Guidelines – Plant List

TREES

SCIENTIFIC NAME	COMMON NAME	GROWTH PATTERNS	ENVIRONMENTAL TOLERANCES	AESTHETICS	COMMENTS
Carpinus betulus	European Hornbeam	<p>Height- 40'-60'</p> <p>Width- 40'-60'</p> <p>Form- Pyramidal to rounded in youth. Oval to rounded at maturity.</p> <p>Rate- Slow to medium</p>	<p>Hardiness zone- 5</p> <p>Light- Full sun/light shade</p> <p>Soil- Tolerant of wide range of conditions, but prefers well-drained conditions.</p>	<p>Flower- No ornamental significance in April.</p> <p>Fruit- Nutlet, ¼" long in September-October.</p> <p>Foliage- Oblong with round base and pointed tip, heavily textured; 2 ½-5" long, 1-2" wide; dark green.</p> <p>Fall color- Yellow in late fall.</p> <p>Bark- Steel gray, smooth; showy.</p>	<p>Disease/Insect- None serious or limiting.</p> <p>Suggested usage- A highly ranked tree for screens, hedges, groupings, around large buildings, planter boxes.</p> <p>Note- Wide areas are recommended due to low branching. Withstands pruning very well.</p>
Catalpa speciosa	Northern Catalpa	<p>Height- 50'-60'</p> <p>Width- 20'-40'</p> <p>Form- Narrow, open, irregular oval crown. Coarse.</p> <p>Rate- Medium to fast</p>	<p>Hardiness zone- 4</p> <p>Light- Full sun/partial shade</p> <p>Soil- Adapts easily to urban conditions, but prefers deep, moist, fertile soil.</p>	<p>Flower- White bell-shaped, 2" long and wide in May-June; attractive.</p> <p>Fruit- Long bean-like, 8"-20" long, ½-¾" wide, seeds fringed, persisting into winter.</p> <p>Foliage- Large heart shaped, 6-12" long, 3-8" wide; medium green.</p> <p>Fall color- Dull yellow to brownish.</p> <p>Bark- Grayish-brown, ridged and furrowed.</p>	<p>Disease/Insect- Catalpa sphinx, moth and fungal diseases.</p> <p>Suggested usage- Limited use in lawns and parks.</p> <p>Note- Native.</p>

Monroe Streetscape Guidelines – Plant List

TREES

SCIENTIFIC NAME	COMMON NAME	GROWTH PATTERNS	ENVIRONMENTAL TOLERANCES	AESTHETICS	COMMENTS
Celtis occidentalis	Hackberry	<p>Height- 40'-60'</p> <p>Width- 30'-50'</p> <p>Form- Weakly pyramidal in youth; in old age the crown is a broad top of ascending arching branches.</p> <p>Rate- Medium to fast</p>	<p>Hardiness zone- 3</p> <p>Light- Full sun/tolerates partial shade</p> <p>Soil- Prefers rich, moist, soils, but grows in dry, heavy or sandy, rocky soils.</p>	<p>Flower- No ornamental significance in April-May.</p> <p>Fruit- Tiny fleshy, multi-colored September-October, eaten by wildlife.</p> <p>Foliage- Oblique base, serrated leaf margin, 2-5" long; dull light to medium green.</p> <p>Fall color- Dull yellow.</p> <p>Bark- Gray with lenticels, corky ridges.</p>	<p>Disease/Insect- Seems to have overcome its problems.</p> <p>Suggested usage- Lawns and parks, dry soils, windy conditions.</p> <p>Note- Under-used and very nice. Withstands urban conditions, any pH, wet or very dry areas, and wind.</p>
Cercidiphyllum japonicum	Katsuratree	<p>Height- 30'-40'</p> <p>Width- 20'-30' or more</p> <p>Form- Full and dense; pyramidal in youth, rounding with age, single or multi-stemmed.</p> <p>Rate- Medium to fast</p>	<p>Hardiness zone- 4</p> <p>Light- Full sun</p> <p>Soil- Rich, moist and well-drained; prefers acid soil.</p>	<p>Flower- No ornamental significance in late March.</p> <p>Fruit- 1/2-3/4" long pods.</p> <p>Foliage- Heart-shaped like Redbud, 2-4" long and wide. Emerging leaves are reddish purple and change to bluish green.</p> <p>Fall color- Yellow to apricot; outstanding by mid-October. Fragrance similar to cotton candy.</p> <p>Bark- Brown, slightly shaggy. Very handsome.</p>	<p>Disease/Insect- Relatively pest free</p> <p>Suggested usage- Highly ranked for lawns and parks. Wide areas are recommended due to tree size and drought sensitivity.</p> <p>Note- Plant in early spring. Water during hot, dry periods during establishment. Best in protected areas. Very attractive.</p>

Monroe Streetscape Guidelines – Plant List

TREES

SCIENTIFIC NAME	COMMON NAME	GROWTH PATTERNS	ENVIRONMENTAL TOLERANCES	AESTHETICS	COMMENTS
Cercis canadensis	Eastern Redbud	<p>Height- 20'-30'</p> <p>Width- 25'-35'</p> <p>Form- Multi-trunk, open spreading, flat topped crown; low branching.</p> <p>Rate- Medium</p>	<p>Hardiness zone- 4</p> <p>Light- Full sun/part shade</p> <p>Soil- Moist, well-drained, deep soils; performs well in many types and pH.</p>	<p>Flower- Pink/purple, ½" long, clusters of 4-8, in March-April.</p> <p>Fruit- Numerous pods (legume), 2-3" long, often persists through winter.</p> <p>Foliage- Wide heart-shaped, 3-5" high and wide, emerging reddish purple changing to dark green.</p> <p>Fall color- Yellow.</p> <p>Bark- Black or brownish-black; scaly.</p>	<p>Disease/Insect- Canker and Xylaria polymorpha root rot.</p> <p>Suggested usage- Specimen, groupings, in a shrub border, woodlands.</p> <p>Note- Regular watering and fertilization keeps it vigorous. Does not withstand excessive stress. Native.</p>
Cladrastis kentukea	American Yellowwood	<p>Height- 30'-50'</p> <p>Width- 40'-55'</p> <p>Form- Broadly rounded, arching, low branching, single/multi- stemmed.</p> <p>Rate- Medium; fast with adequate water and fertilizer</p>	<p>Hardiness zone- 4</p> <p>Light- Full sun</p> <p>Soil- Well-drained; tolerates high pH and acid situations.</p>	<p>Flower- Fragrant white pea, like Wisteria; on 8-14" long panicles in May-June.</p> <p>Fruit- Brown pod in October, 2 ½-4" long.</p> <p>Foliage- Ovate, odd-pinnately compound, 7-9 leaflets, entire leaf is 8-12" long; rich bright green.</p> <p>Fall color-Yellow to golden yellow.</p> <p>Bark- Very smooth, gray to light brown; beautiful.</p>	<p>Disease/Insect- Relatively pest free</p> <p>Suggested usage- Shade tree, parks, specimen, groupings.</p> <p>Note- Prune only in summer as it bleeds profusely if pruned in winter or spring. Native.</p>

Monroe Streetscape Guidelines – Plant List

TREES

SCIENTIFIC NAME	COMMON NAME	GROWTH PATTERNS	ENVIRONMENTAL TOLERANCES	AESTHETICS	COMMENTS
<p>Cornus florida</p>	<p>Flowering Dogwood</p>	<p>Height- 20'-30'</p> <p>Width- 30'+</p> <p>Form- Round, flat top, low almost horizontal branching.</p> <p>Rate- Slow, then medium</p>	<p>Hardiness zone- 5. Purchase trees with seed source from northern climate.</p> <p>Light- Partial shade. Tolerates full sun or shade.</p> <p>Soil- Acid, well-drained with organic matter; mulch to maintain a cool, moist soil. Will not survive poorly drained soils and open areas where summer water is limited.</p>	<p>Flower- 2" white bracts, showy in April to May.</p> <p>Fruit- Drooping glossy red berries, 3-4 per cluster in September to October; attractive to birds.</p> <p>Foliage- Simple ovate leaf, 3-6" long, 1 ½-3" wide, dark green.</p> <p>Fall color- Long-lasting reddish-purple.</p> <p>Bark- Grayish-brown to blackish blocks; scaly.</p>	<p>Disease/Insect- Some concerns, but desirable features justify planting it.</p> <p>Suggested usage- Lawns, parks, specimen, groupings, against dark backgrounds where flowers are accentuated.</p> <p>Note- Not disturbance or pollution tolerant. Native.</p>
<p>Corylus americana</p>	<p>American Hazelnut American Filbert</p>	<p>Height- 15'-18'</p> <p>Width- 10'-12'</p> <p>Form- Strongly multi-stemmed shrub, rounded top with leggy or open base, wide spreading.</p> <p>Rate- Medium to fast</p>	<p>Hardiness zone- 4</p> <p>Light- Full sun/light shade</p> <p>Soil- Well-drained, loamy soil; pH adaptable.</p>	<p>Flower- Male catkins, yellow-brown showy in early spring.</p> <p>Fruit- Nut matures in September-October, edible.</p> <p>Foliage- Heart-shaped leaf base, 2 ½-6" long, dark green.</p> <p>Fall color- Dull yellow-green; insignificant.</p> <p>Bark- Brown.</p>	<p>Disease/Insect- Blight, leaf spot, scales and caterpillars.</p> <p>Suggested usage- Naturalizing and other informal areas.</p> <p>Note- Good for difficult sites. Prune anytime to thin often. Native.</p>

Monroe Streetscape Guidelines – Plant List

TREES

SCIENTIFIC NAME	COMMON NAME	GROWTH PATTERNS	ENVIRONMENTAL TOLERANCES	AESTHETICS	COMMENTS
Corylus columna	Turkish Filbert Hazel	<p>Height- 40'-50'</p> <p>Width- 20'-40'</p> <p>Form- Broadly pyramidal, upright, short trunk and branches touching the ground. Unique outline, heavy-textured leaves, fruit and bark.</p> <p>Rate- Medium</p>	<p>Hardiness zone- 4</p> <p>Light- Full sun</p> <p>Soil- Well-drained, loamy is preferable, pH adaptable. Quite drought tolerant once established. Tolerant of adverse conditions.</p>	<p>Flower- Catkins, 2-3" long on males in March.</p> <p>Fruit- Edible nut ½"-5/8" diameter, 3 or more together in September-October.</p> <p>Foliage- Simple, obovate, 2 1/2-6" long, doubly serrate; dark green.</p> <p>Fall color- Potentially yellow to purple, seldom handsome.</p> <p>Bark- Pale brown to orange-brown; flaky.</p>	<p>Disease/Insect- None serious</p> <p>Suggested usage- Highly rated wide street tree. Campuses, lawns, parks, formal settings.</p> <p>Note- Outstanding tree; substitute for maples where scorch is a problem. Needs watering the first few summers until it re-establishes.</p>
Cotinus obovatus	American Smoketree	<p>Height- 20'-30'</p> <p>Width- 15'-30'</p> <p>Form- Large, upright shrub or small, oval-rounded tree.</p> <p>Rate- Medium</p>	<p>Hardiness zone- 4</p> <p>Light- Full sun</p> <p>Soil- Prefers well-drained loam. Well-adapted to limestone soils and pH ranges; dry and rocky soils.</p>	<p>Flower- Ineffective, sparse 5 petaled yellowish flower. Hairs are showy.</p> <p>Fruit- No ornamental significance.</p> <p>Foliage-Obovate, blue-green, 2-5" long.</p> <p>Fall color- Intense yellow, orange, red, and purple.</p> <p>Bark- Gray to gray-brown; scaly.</p>	<p>Disease/Insect- None serious or limiting</p> <p>Suggested usage- Narrow or wide street tree, lawns, parks, and shrub border.</p>

Monroe Streetscape Guidelines – Plant List

TREES

SCIENTIFIC NAME	COMMON NAME	GROWTH PATTERNS	ENVIRONMENTAL TOLERANCES	AESTHETICS	COMMENTS
Eucommia ulmoides	Hardy Rubber Tree	<p>Height- 40'-60'</p> <p>Width- 40'-60'</p> <p>Form- Rounded to broad-spreading at maturity; in youth somewhat pyramidal.</p> <p>Rate- Medium</p>	<p>Hardiness zone- 5</p> <p>Light- Full sun</p> <p>Soil- Very soil tolerant; resists drought, pH adaptable.</p>	<p>Flower- No ornamental significance.</p> <p>Fruit- Insignificant.</p> <p>Foliage- 3-6" long, lustrous dark green; torn leaves exhibits rubbery substance.</p> <p>Fall color- Nonexistent.</p> <p>Bark- Grayish-brown; ridged and furrowed; attractive.</p>	<p>Disease/Insect- Branch decline; dieback due to disease.</p> <p>Suggested usage- Shade tree in parks; outstanding summer foliage.</p>
Ginkgo biloba	Ginkgo Maidenhair Tree	<p>Height- 50'-80'</p> <p>Width- 30'-40'</p> <p>Form- Pyramidal, open wide branches.</p> <p>Rate- Slow</p>	<p>Hardiness zone- 4</p> <p>Light- Full sun</p> <p>Soil- Prefers sandy, deep, moderately moist soil, but grows in almost any situation. Very pH adaptable. Tolerant of restricted root space and salt.</p>	<p>Flower- Males have 1" long catkins during March-April.</p> <p>Fruit- Foul smelling, female not wanted.</p> <p>Foliage- Unique fan shape, 2-3" long and wide, bright green.</p> <p>Fall color- Yellow; showy.</p> <p>Bark- Grayish brown, ridges.</p>	<p>Disease/Insect- Leaf spot, extremely pest free</p> <p>Suggested usage- Excellent city tree, public areas, and streets.</p> <p>Note- Only male trees should be planted. Prune in spring. Pollution and heat tolerant.</p>

Monroe Streetscape Guidelines – Plant List

TREES

SCIENTIFIC NAME	COMMON NAME	GROWTH PATTERNS	ENVIRONMENTAL TOLERANCES	AESTHETICS	COMMENTS
<p>Gleditsia triacanthos</p>	<p>Thornless Common Honey-locust</p>	<p>Height- 30'-70'</p> <p>Width- 30'-70'</p> <p>Form- Oval to rounded, open spreading crown, short trunk. Very delicate and sophisticated silhouette.</p> <p>Rate- Fast</p>	<p>Hardiness zone- 4</p> <p>Light- Full sun</p> <p>Soil- Prefers rich, moist or lime soils; tolerant of disturbance, drought, high pH and salt.</p>	<p>Flower- Small, greenish.</p> <p>Fruit- Large pods.</p> <p>Foliage- Pinnately or bipinnately compound, 6-8" long with small leaflets, glossy bright green.</p> <p>Fall colors- Clear yellow.</p> <p>Bark- Grayish brown; long, narrow scaly ridges.</p>	<p>Disease/Insect- Honeylocust plant bug, borer, canker, aphids, web worms.</p> <p>Suggested usage- Narrow or wide street tree, lawns and parks.</p> <p>Note- Highly over-used.</p>
<p>Juglans cinerea</p>	<p>Butternut</p>	<p>Height- 40'- 60'</p> <p>Width- 30'- 50'</p> <p>Form- Rounded top with short, usually crooked trunk and wide spreading crown with horizontal branches.</p> <p>Rate- Slow</p>	<p>Hardiness zone- 3</p> <p>Light- Full sun</p> <p>Soil- Prefers moist, rich, deep soils. Tolerates drier, rocky, lime soils.</p>	<p>Flower- No ornamental significance.</p> <p>Fruit- Oblong nut, covered with sticky hairs.</p> <p>Foliage- Pinnately compound, 10-20" long, dark green.</p> <p>Fall color- Yellow.</p> <p>Bark- Gray with ridges and furrows.</p>	<p>Disease/Insect- Susceptible to canker</p> <p>Suggested usage- Lawns and parks.</p> <p>Note- Fruit may pose a litter problem. Native.</p>

Monroe Streetscape Guidelines – Plant List

TREES

SCIENTIFIC NAME	COMMON NAME	GROWTH PATTERNS	ENVIRONMENTAL TOLERANCES	AESTHETICS	COMMENTS
Juniperus virginiana 'Emerald Sentinel'	Emerald Sentinel Eastern Red Cedar	<p>Height- 15'-20'</p> <p>Width- 6'-8'</p> <p>Form- Pyramidal columnar.</p> <p>Rate- Medium</p>	<p>Hardiness zone- 3</p> <p>Light- Full sun. Color fades in shade.</p> <p>Soil- Prefers deep moist loam on well-drained subsoil; airy location. Tolerant of adverse conditions, poor gravelly soils; acid and high pH.</p>	<p>Flower- No ornamental significance.</p> <p>Fruit- Berry-like, blue cones in abundance.</p> <p>Foliage- Dense, dark green, scale-like, somewhat tufted. Holds color in winter better than typical seedlings.</p> <p>Bark- Gray to reddish brown, exfoliating in long strips.</p>	<p>Disease/Insect- Bag worm</p> <p>Suggested usage- Specimen, grouping, hedges, small areas.</p>
Koelreuteria paniculata	Goldenrain Tree	<p>Height- 30'-40'</p> <p>Width- 30'+</p> <p>Form- Dense, rounded outline, sparingly branched, upright and spreading.</p> <p>Rate- Medium to fast</p>	<p>Hardiness zone- 5</p> <p>Light- Full sun</p> <p>Soil- Adaptable to a wide range of soils; withstands drought, heat, wind and alkaline soils.</p>	<p>Flower- ½" wide yellow with red centers, borne in 12-15" long and wide panicles in July. Very showy.</p> <p>Fruit- Large inflated papery capsules changing from green to yellow to brown from August-October.</p> <p>Foliage- 6-18" long, 7-15 leaflets, serrate, rich green.</p> <p>Fall color- Yellow or orange (inconsistent).</p> <p>Bark- Light gray-brown, ridged and furrowed.</p>	<p>Disease/Insect- Relatively pest free</p> <p>Suggested usage- Excellent small lawn tree, streets, shading, specimen.</p> <p>Note- Prune during winter. One of the very few yellow-flowering trees. Tolerates air pollution.</p>

Monroe Streetscape Guidelines – Plant List

TREES

SCIENTIFIC NAME	COMMON NAME	GROWTH PATTERNS	ENVIRONMENTAL TOLERANCES	AESTHETICS	COMMENTS
<p>Lirioden-dron tulipifera</p>	<p>Tuliptree Tulip Magnolia Tulip Poplar Yellow Poplar</p>	<p>Height- 70'-90' Width- 35'-50' Form- Pyramidal youth, oval-rounded with age. Rate- Fast</p>	<p>Hardiness zone- 4 Light- Full sun Soil- Moist, well-drained loam; pH adaptable, preferring slightly acid soil. Provide adequate water.</p>	<p>Flower- Tulip shaped, 6 yellow petals with orange center, 2-3" high. Fruit- Tan cone-like, 2-3" long, persisting through winter. Foliage- 3-8" wide and long, 3-4 lobes, bright green. Fall color- Yellow or golden-yellow from October-November. Bark- Brownish-gray with narrow ridges and crevices.</p>	<p>Disease/Insect-Aphids, cankers Suggested usage- Large areas only. Note- Flowers on upper third of tree, so viewing from higher ground is best. Truly an aristocratic tree. Prune in winter. Native.</p>
<p>Maackia amurensis</p>	<p>Amur Maackia</p>	<p>Height- 14'-20' Width- 20'-25' Form- Small, round-headed, branches upright-arching-spreading. Rate- Slow</p>	<p>Hardiness zone- 4-7 Light- Full sun Soil- Performs best in loose, well-drained, acid or alkaline soil.</p>	<p>Flower- Dull white, ½" long, closely set on stiff racemes, 4-6" long, in June-July. Fruit- Pod, 2-3" long, flat, brown. Foliage- Initially grayish green to a dark green. Fall color- Nonexistent. Bark- Handsome bronze colored peeling bark with maturity.</p>	<p>Disease/Insect- None serious Suggested usage- Street tree and container planting, tree for summer flowers. Note- Fixes atmospheric nitrogen.</p>

Monroe Streetscape Guidelines – Plant List

TREES

SCIENTIFIC NAME	COMMON NAME	GROWTH PATTERNS	ENVIRONMENTAL TOLERANCES	AESTHETICS	COMMENTS
Maclura pomifera 'Denmark'	Denmark Osage Orange Bowdark	Height- 20'-40' Width- 20'-40' Form- Short trunk and low, rounded, irregular crown. Moderate density. Thornless. Rate- Fast	Hardiness zone- 4 Light- Full sun Soil- The poorer the site the better. Extremely adaptable; very tough under all conditions.	Flower- Green, non-showy in June. Fruit- Fruitless cultivar. Foliage- Alternate; ovate 3-6" long; dark green. Fall color- Pale lemon yellow. Bark- Brown, deeply furrowed and fibrous with flattened ridges.	Disease/Insect- None serious; very resistant Suggested usage- Hedgerows, parks, windbreaks. Note- Male tree does not have fruit litter. Pruning required for good form and structure. Native.
Magnolia acuminata	Cucumber-tree Magnolia	Height- 50' -80' Width- 50' -80' Form- Pyramidal in youth and becoming more open with age wide-spreading branches. Rate- Medium to fast	Hardiness zone- 4 Light- Full sun/partial shade Soil- Loamy, deep, moist, well-drained, slightly acid soil. Intolerant of extreme drought or wetness and pollution.	Flower- Greenish yellow petals, 2 ½-3" long, borne high in the tree in May to early June, fragrant. Fruit- Looks like small cucumber, has red seeds. Foliage- Large ovate yellowish green leaves. Fall color- Yellowish bronze. Bark- Thin gray brown.	Disease/Insect- Relatively pest free Suggested usage- Lawns and parks.

Monroe Streetscape Guidelines – Plant List

TREES

SCIENTIFIC NAME	COMMON NAME	GROWTH PATTERNS	ENVIRONMENTAL TOLERANCES	AESTHETICS	COMMENTS
Metasequoia glyptostroboides	Dawn Redwood	<p>Height- 70'-100'+</p> <p>Width- 25'+</p> <p>Form- Feathery-pyramidal, conical, single straight trunk in youth. Neat and uniform. Grows into early fall and can be damaged by an early freeze, but recovers.</p> <p>Rate- Fast</p>	<p>Hardiness zone- 5</p> <p>Light- Full sun</p> <p>Soil- Best in moist, deep, well-drained, slightly acid soil. Grows well in wet soils.</p>	<p>Flower- Males are panicles up to 12" long. Females are solitary.</p> <p>Fruit- Elongated round cones, ¾ to 1 ¼" long.</p> <p>Foliage- Deciduous, opposite needles, linear, ½" long; bright green.</p> <p>Fall color- Brown; can be orange-brown to red-brown.</p> <p>Bark- Reddish-brown in youth, becoming darker and exfoliating shredded, braided structure.</p>	<p>Disease/Insect- None serious. Mites will defoliate under drought stress. Japanese beetles will feed on foliage.</p> <p>Suggested usage- Campus lawns, parks, screening, lining long streets where width allows, groves, along streams.</p>
Nyssa sylvatica	<p>Black Tupelo</p> <p>Blackgum</p> <p>Sour Gum</p>	<p>Height- 30'-50'</p> <p>Width- 20'-30'</p> <p>Form- Pyramidal when young with densely set branches, aging to horizontal branches, irregularly rounded.</p> <p>Rate- Slow to medium</p>	<p>Hardiness zone- 4</p> <p>Light- Full sun/partial shade</p> <p>Soil- Prefers moist, well-drained. Requires acid (pH 5.5-6.5), deep soils. Tolerates heat and dry conditions.</p>	<p>Flower- Small, greenish yellow appearing with leaves, not effective.</p> <p>Fruit- Bluish-black droops, attractive to birds.</p> <p>Foliage- Simple ovate leaf, 3- 6" long, 1 1/2-3" wide; lustrous dark green.</p> <p>Fall color- Fluorescent yellow, orange, red and purple; beautiful.</p> <p>Bark- Gray, brown, sometimes black; an alligator hide appearance. Variable.</p>	<p>Disease/Insect- None serious or limiting</p> <p>Suggested usage- Excellent specimen, naturalizing.</p> <p>Note- One of the best and most consistent natives for fall color. Difficult to transplant because of taproot. Not for heavily polluted areas.</p>

Monroe Streetscape Guidelines – Plant List

TREES

SCIENTIFIC NAME	COMMON NAME	GROWTH PATTERNS	ENVIRONMENTAL TOLERANCES	AESTHETICS	COMMENTS
<p>Parrotia persica</p>	<p>Persian Parrotia Persian Ironwood Irontree</p>	<p>Height- 20'-40' Width- 15'-30' Form- Small, single-stemmed tree or large, multi-stemmed shrub with an oval crown of upright, ascending branches. Rate- Medium</p>	<p>Hardiness zone- 5 Light- Full sun/light shade Soil- Prefers well-drained, loamy, slightly acid (pH 6.0-6.5) soils; will tolerate chalky soils.</p>	<p>Flower- Showy red to yellow in March-April before the leaves. Fruit- No ornamental significance, 3/8" brown capsule. Foliage- Oblong shape, serrated leaf margins, 2 ½-5" long; medium-dark green. Fall color- Brilliant yellow to orange to scarlet. Bark- Exfoliating gray, green, white, brown when branches grow to 4-8" diameter.</p>	<p>Disease/Insect- Very pest free Suggested usage- Excellent specimen, small lawn or street tree. Note- Once established, stress tolerant to drought, heat, wind, and cold.</p>
<p>Phellodendron amurense</p>	<p>Amur Cork Tree</p>	<p>Height- 30'-45' Width- 30'-50' Form- Broad with a short trunk; open, rounded crown of a few large, horizontal branches. Rate- Medium</p>	<p>Hardiness zone- 3 Light- Full sun Soil- Does well on many types of soils; withstands acid or alkaline, drought and pollution.</p>	<p>Flower- No ornamental significance, late May. Fruit- Pea size, black, only on females. Foliage- Opposite pinnately compound, 10-15" long, lustrous dark green. Fall color- Yellow or bronzy yellow; not showy. Bark- Ridged and furrowed into a cork-like pattern when mature.</p>	<p>Disease/Insect- Pest free Suggested usage- Parks and other large areas. Note- Fruit litter may be problematic and may naturalize. Use male clones to solve both. Very tough. Males preferred.</p>

Monroe Streetscape Guidelines – Plant List

TREES

SCIENTIFIC NAME	COMMON NAME	GROWTH PATTERNS	ENVIRONMENTAL TOLERANCES	AESTHETICS	COMMENTS
Picea glauca	White Spruce	<p>Height- 40'-60'</p> <p>Width- 10'-20'</p> <p>Form- Dense pyramid in youth; becoming tall, fairly narrow with horizontal to ascending branches.</p> <p>Rate- Medium</p>	<p>Hardiness zone- 2</p> <p>Light- Full sun/part shade</p> <p>Soil- Prefers moist loam; typically found at stream banks, lakeshores and adjacent slopes.</p>	<p>Flower- No ornamental significance.</p> <p>Fruit- Cones are cylindrical, 1-2 1/2" long, pendulous, light brown.</p> <p>Foliage- Blue-green needles crowned on upper-side of branch, stiff and pointed; 1/2-3/4" long.</p> <p>Bark- Thin, scaly, ashy brown; silver inner bark.</p>	<p>Disease/Insect- Spruce bagworm, red spiders and trunk and root rot.</p> <p>Suggested usage- Specimen, hedge, windbreak.</p> <p>Note- Tolerant of wind, heat, cold, salt, drought and crowding. Native.</p>
Picea omorika	Serbian Spruce	<p>Height- 50'-60'</p> <p>Width- 20'-25'</p> <p>Form- Slender trunk and short branches forming a very narrow, pyramidal head.</p> <p>Rate- Slow to medium</p>	<p>Hardiness zone- 4</p> <p>Light- Partial shade/adapts to full sun</p> <p>Soil- Prefers a deep rich soil, moist and well-drained; limestone and acid peats.</p>	<p>Flower- Males are a strawberry color and shape.</p> <p>Fruit- Elongate, oval cone, 1 1/4-1 3/4" long.</p> <p>Foliage- Glossy dark green surface with 2 white stomatic lines underneath.</p> <p>Bark- Thin, scaling, coffee brown.</p>	<p>Disease/Insect- None serious</p> <p>Suggested usage- Specimen for smaller areas.</p> <p>Note- Much superior to Norway and White spruces. Likes a dry atmosphere; tolerates city air; protect from strong winds. One of the most adaptable spruces.</p>

Monroe Streetscape Guidelines – Plant List

TREES

SCIENTIFIC NAME	COMMON NAME	GROWTH PATTERNS	ENVIRONMENTAL TOLERANCES	AESTHETICS	COMMENTS
Picea orientalis	Oriental Spruce	<p>Height- 50'-60'</p> <p>Width- 10'-20'</p> <p>Form- Dense, compact, narrow pyramid with horizontal branches.</p> <p>Rate- Slow</p>	<p>Hardiness zone- 4</p> <p>Light- Full sun</p> <p>Soil- Tolerates poor, gravelly soils.</p>	<p>Flower- Males are a strawberry color and shape.</p> <p>Fruit- Nodding cylindrical cones, 2-4" long by 1" wide.</p> <p>Foliage- Needles are ¼-1/2" long, 4 sided, lustrous dark green; holds color better than other spruces during winter.</p> <p>Bark- Brown, exfoliating in thin scales.</p>	<p>Disease/Insect- Spruce gall adelgid, red spiders and tip weevils.</p> <p>Suggested usage- Specimen.</p> <p>Note- Protect from harsh winter winds. Plant where winters are not excessively cold or dry.</p>
Pinus nigra	Austrian Pine	<p>Height- 50'-60'</p> <p>Width- 20'-40'</p> <p>Form- Densely pyramidal at youth; broad, flat-topped, short trunk and low branches at maturity.</p> <p>Rate- Medium</p>	<p>Hardiness zone- 3</p> <p>Light- Full sun</p> <p>Soil- Very tolerant of soils, if moist; withstands urban conditions better than many pines; resists heat, drought, salt, heavy clay and alkaline soils.</p>	<p>Flower- No ornamental significance.</p> <p>Fruit- Cones are shiny yellow brown, thick and irregular.</p> <p>Foliage- Needles in pairs, very dense, stiff, 3-5" long; lustrous dark green.</p> <p>Bark- Dark brown furrows, gray ridges; handsome.</p>	<p>Disease/Insect- Pine nematode and Diplodia tip blight.</p> <p>Suggested usage- Specimen, screen, windbreak, mass planting.</p>

Monroe Streetscape Guidelines – Plant List

TREES

SCIENTIFIC NAME	COMMON NAME	GROWTH PATTERNS	ENVIRONMENTAL TOLERANCES	AESTHETICS	COMMENTS
Pinus strobus	Eastern White Pine	<p>Height- 50'-80'+</p> <p>Width- 20'-40'</p> <p>Form- Symmetrical pyramid of soft appearance in youth, becoming gracefully plume-like with horizontal and ascending branches.</p> <p>Rate- Fast</p>	<p>Hardiness zone- 3</p> <p>Light- Full sun/tolerates some shade</p> <p>Soil- Prefers fertile, moist, well-drained soils.</p>	<p>Flower- No ornamental significance.</p> <p>Fruit- Numerous, brown, mostly in upper tree.</p> <p>Foliage- Needles in 5, light green and soft.</p> <p>Bark- Gray, green, scaly.</p>	<p>Disease/Insect- White pine weevil and blister rust are serious pests.</p> <p>Suggested usage- Specimen, parks, large areas, sheared hedge.</p> <p>Note- Tolerates dry, rocky ridges and wet bogs, humidity. Very intolerant of air pollution and salt. Native. Michigan's state tree.</p>
Platanus x acerifolia	London Planetree	<p>Height- 70'-100'</p> <p>Width- 65'-80'</p> <p>Form- Pyramidal in youth; open wide-spreading massive branches with age.</p> <p>Rate- Medium</p>	<p>Hardiness zone- 5</p> <p>Light- Full sun/very light shade</p> <p>Soil- Prefers deep, rich, moist well-drained soils, but will grow in about anything.</p>	<p>Flower- No ornamental significance in April.</p> <p>Fruit- Rounded, bristly 1"; 2 per stem from October into late winter.</p> <p>Foliage- Maple like shape, coarsely toothed, 6-7" long, 8-10" wide; medium to dark green.</p> <p>Fall color- Yellow-brown.</p> <p>Bark- Exfoliating plates, cream, olive, light brown bark. Winter interest.</p>	<p>Disease/Insect- Cankerstain fungus, lace bug, frost cracking.</p> <p>Suggested usage- Wide open areas, campuses and parks, pollarding, allees.</p> <p>Note- Withstands high pH, pollution, and heavy pruning.</p>

Monroe Streetscape Guidelines – Plant List

TREES

SCIENTIFIC NAME	COMMON NAME	GROWTH PATTERNS	ENVIRONMENTAL TOLERANCES	AESTHETICS	COMMENTS
Prunus sargentii 'Accolade'	Accolade Flowering Cherry	Height- 20'-30' Width- 20'-25' Form- Open, spreading. Rate- Fast for Prunus	Hardiness zone- 5 Light- Full sun/light shade Soil- Prefers moist, well-drained soils; pH adaptable.	Flower- Semi-double, 12-15 petals, deep rose-pink in bud, opening blush pink; 1 ½" across; late April-May. Fruit- Pendulous cluster. Foliage- Deeply serrated, green into fall. Bark- Reddish-brown horizontal lenticels.	Disease/Insect- Prunus have many potential problems. Suggested usage- Narrow or wide street tree, lawns, parks, large border. Note- Life expectancy is 30-50 years. Withstands heavy pruning.
Pseudotsuga glauca (Colorado type in the North)	Douglas Fir	Height- 40'-80' Width- 12'-20' Form- Conical shape, horizontal branches with pendulous branchlets; dense becoming loose in maturity. Rate- Medium	Hardiness zone- 4-6 Light- Full sun Soil- Prefers neutral or slightly acid, well-drained, moist soils. Fails on dry, poor soils.	Flower- Blooms on 2-year old wood, rose-red when young. Fruit- Tan cones with conspicuous 3 pointed bracts from between cone scales. Foliage- Small spirally arranged needles bluish green to green in color. Evergreen. Bark- Mature bark has reddish brown ridges and furrows.	Disease/Insect- Cottony aphids, needle casts and twig blight. Suggested usage- Lawns, campuses, parks, specimen, groupings, Christmas tree. Note- Choose open, roomy conditions. Not suited for underplanting or windbreaks.

Monroe Streetscape Guidelines – Plant List

TREES

SCIENTIFIC NAME	COMMON NAME	GROWTH PATTERNS	ENVIRONMENTAL TOLERANCES	AESTHETICS	COMMENTS
<p>Pyrus calleryana 'Aristocrat' or 'Cleveland Select'</p>	<p>Aristocrat or Cleveland Select Callery Pear</p>	<p>Height- 40'-45'</p> <p>Width- 20'-25'</p> <p>Form- Pyramidal to broad-pyramidal, horizontal, thornless branches.</p> <p>Rate- Fast</p>	<p>Hardiness zone- 5</p> <p>Light- Full sun</p> <p>Soil- Very adaptable to many different soils. Tolerates dryness and pollution.</p>	<p>Flower- In early-mid May, looking like a white cloud; showy.</p> <p>Fruit- Small round pome; ½” or less across.</p> <p>Foliage- Lustrous, green leaves with a wavy edge; 1½ - 3” long.</p> <p>Fall color- Aristocrat-yellow to red. Cleveland Select - reddish-purple.</p> <p>Bark- Light brown, gray.</p>	<p>Disease/Insect- Susceptible to fire blight.</p> <p>Suggested usage- Narrow or wide street tree, lawns and parks.</p> <p>Note- Severe branch and limb damage is probable during ice and snow loads. Plant and prune in winter or early spring.</p>
<p>Quercus alba</p>	<p>White Oak</p>	<p>Height- 50'-80'</p> <p>Width- 60'-80'</p> <p>Form- Pyramidal when young, broad, rounded and wide branches at maturity.</p> <p>Rate- Slow</p>	<p>Hardiness zone- 3</p> <p>Light- Full sun</p> <p>Soil- Prefers deep, moist, well-drained, acid soils.</p>	<p>Flower- No ornamental significance.</p> <p>Fruit- Acorn in pairs, elongated, numerous some years; may be problematic.</p> <p>Foliage- Oblong, 4-8 ½” long, 5-9 rounded lobes, dark green to dark blue green.</p> <p>Fall color- Brown to a rich red to wine, lasting a long time.</p> <p>Bark- White or flaky gray; thick.</p>	<p>Disease/Insect- Numerous susceptibilities but most are superficial.</p> <p>Suggested usage- Large lawns and parks.</p> <p>Note- Very attractive specimen tree. Long-lived. Prune in winter or early spring.</p>

Monroe Streetscape Guidelines – Plant List

TREES

SCIENTIFIC NAME	COMMON NAME	GROWTH PATTERNS	ENVIRONMENTAL TOLERANCES	AESTHETICS	COMMENTS
Quercus coccinea	Scarlet Oak	<p>Height- 70'-75'</p> <p>Width- 40'-50'</p> <p>Form- Similar to Pin Oak in youth. Rounded and open at maturity.</p> <p>Rate- Slow</p>	<p>Hardiness zone- 4</p> <p>Light- Full sun</p> <p>Soil- A native generally found on dry, sandy soils. Prefers moist, rich, acid, well-drained soil; very intolerant of high pH or compacted soils.</p>	<p>Flower- No ornamental significance.</p> <p>Fruit- Acorn is ½-1" long and wide, oval shaped in a deep cap.</p> <p>Foliage- Oblong, 3-6" long, 2 ½-4 ½" long, 7 lobes, bristled tips; glossy dark green. Leaves persist into winter.</p> <p>Fall color- Scarlet, although some turn russet red.</p> <p>Bark- Grayish- black.</p>	<p>Disease/Insect- None serious or limiting</p> <p>Suggested usage- Lawns and parks.</p> <p>Note- Less tolerant of adverse conditions than Pin Oak and Red Oak.</p>
Quercus ellipsoidalis	Northern Pin Oak Hill's Oak	<p>Height-50'-60'</p> <p>Width- 50'-60'</p> <p>Form- Oval, distinct branching: upper branches are up-right, middle are horizontal, lower are pendulous.</p> <p>Rate- Fast for Quercus</p>	<p>Hardiness zone- 4</p> <p>Light- Full sun</p> <p>Soil- Prefers moist, rich, acid, well-drained soil; very intolerant of high pH soils. Will tolerate wet soils.</p>	<p>Flower- No ornamental significance.</p> <p>Fruit- Brown acorn, ½-3/4" long.</p> <p>Foliage- 5-7 sharp pointed lobes, 2 ½-6" long, 2-4 ½" wide, lustrous dark green.</p> <p>Fall color- Russet, bronze, or red (variable); showy.</p> <p>Bark- Gray, brown shallow furrows and ridges.</p>	<p>Disease/Insect- None serious or limiting</p> <p>Suggested usage- Lawn and street tree, parks; very popular shade tree.</p> <p>Note- Midwest version of Q. palustris (Pin Oak).</p>

Monroe Streetscape Guidelines – Plant List

TREES

SCIENTIFIC NAME	COMMON NAME	GROWTH PATTERNS	ENVIRONMENTAL TOLERANCES	AESTHETICS	COMMENTS
<p>Quercus macrocarpa</p>	<p>Bur Oak Mossycup Oak</p>	<p>Height- 70'-80' Width- 70'-80' Form- Broadly oval, massive trunk; distinct corky branches. Rate- Slow</p>	<p>Hardiness zone- 3 Light- Full sun Soil- Exceedingly adaptable to a variety of soils.</p>	<p>Flower- No ornamental significance. Fruit- Acorn, ¾-1 ½" long brown; fringed cap. Foliage- Obovate, 4-10" long, half as wide, rounded lobes; lustrous dark green. Fall color- Dull yellow-green, to yellow-brown. Bark- Rough, dark gray to gray-brown.</p>	<p>Disease/Insect- Numerous susceptibilities but most are superficial. Suggested usage- Specimen, parks or large areas. Note- More tolerant of city conditions than most oaks. Native.</p>
<p>Quercus rubra</p>	<p>Red Oak Northern Red Oak</p>	<p>Height-60'-75' Width- 60'-75' Form- Rounded in youth, in old age often round-topped and symmetrical. Rate- Fast for Quercus</p>	<p>Hardiness zone- 3 Light- Full sun Soil- Prefers sandy loam, well-drained, acid soil. Will develop chlorosis in high pH soils.</p>	<p>Flower- No ornamental significance. Fruit- Acorn, ¾ -1" long, brown, 1-2 in a bunch. Foliage- Alternate, oval, 4 ½-8 ½" long, 4-6" wide, 7-11 lobes, bristle tips, lustrous dark green. Fall color- Russet-red to bright red. Bark- Brown to black, distinct flat gray areas with shallow furrows and ridges.</p>	<p>Disease/Insect- Numerous susceptibilities but most are superficial. Suggested usage- Wide street tree, lawns and parks. Note- Withstands urban pollution. Native.</p>

Monroe Streetscape Guidelines – Plant List

TREES

SCIENTIFIC NAME	COMMON NAME	GROWTH PATTERNS	ENVIRONMENTAL TOLERANCES	AESTHETICS	COMMENTS
<p>Sophora japonica</p>	<p>Japanese Pagodatree</p>	<p>Height- 50'-75'</p> <p>Width- 50'-75'</p> <p>Form- Oval to round, upright spreading branches; casts relatively light shade.</p> <p>Rate- Medium to fast</p>	<p>Hardiness zone- 4</p> <p>Light- Full sun</p> <p>Soil- Prefers loamy, well-drained soil. Once established, withstands heat and drought well and pollution.</p>	<p>Flower- Very showy, mildly fragrant, 6-12" long and wide panicles, creamy white in July-August.</p> <p>Fruit- Pod, necklace like.</p> <p>Foliage- Pinnately compound, 6-10" long, 7-17 leaflets, lustrous bright to medium green.</p> <p>Bark- Pale grayish-brown, furrows in rounded interlaced ridges.</p>	<p>Disease/Insect- Twig blight and stem cankers.</p> <p>Suggested usage- Lawns and parks, poor soil areas. Excellent flower and good foliage are assets. Can take several years before flowering.</p>
<p>Syringa reticulata 'Ivory Silk'</p>	<p>Japanese Tree Lilac</p>	<p>Height- 20'-25'</p> <p>Width- 15'-20'</p> <p>Form- Large shrub or small tree with stiff, spreading branches; oval crown becoming more graceful.</p> <p>Rate- Slow</p>	<p>Hardiness zone- 3</p> <p>Light- Full sun</p> <p>Soil- Prefers loose, well-drained and slightly acid soil and cool summers.</p>	<p>Flower- Creamy white, fragrant from early to mid-June for 2 weeks, 6-12" long; 6-10" wide panicles. Looks best to prune after flowering.</p> <p>Fruit- ¾" long capsules.</p> <p>Foliage- Entire leaves, rounded, 2-5 ½" long, 1-3" wide; dark green; leaf out by late March.</p> <p>Fall color- Not significant.</p> <p>Bark- Reddish-brown; old trunks are gray and scaly.</p>	<p>Disease/Insect- Susceptible to many lilac diseases, resistant to powdery mildew.</p> <p>Suggested usage- Excellent specimen, narrow or wide street tree, lawns, groups, near large buildings. Can be cut to ground for rejuvenation.</p>

Monroe Streetscape Guidelines – Plant List

TREES

SCIENTIFIC NAME	COMMON NAME	GROWTH PATTERNS	ENVIRONMENTAL TOLERANCES	AESTHETICS	COMMENTS
Taxodium distichum	Common Baldcypress	<p>Height- 50'-70'</p> <p>Width- 20'-30'</p> <p>Form- A lofty deciduous conifer; slender pyramidal, short horizontal branching; picturesque in old age.</p> <p>Rate- Medium</p>	<p>Hardiness zone- 4</p> <p>Light- Full sun</p> <p>Soil- Best in deep, fine, acid, sandy loams with plenty of moisture in the surface layers and good drainage. Very adaptable to wet, dry and well-drained soils.</p>	<p>Flower- Drooping 4-5" long panicles in March-April.</p> <p>Fruit- Cones ½-1" across. Green to purple turning brown at maturity in 1 year.</p> <p>Foliage- Flattened needles 1/3-3/4" long; yellow-green in spring, soft sage green in summer.</p> <p>Fall color- Rich orange to pumpkin brown.</p> <p>Bark- Reddish-brown, fibrous; the 'cypress knees' occur only in moist situations.</p>	<p>Disease/Insect- None serious or limiting</p> <p>Suggested usage- Lawns, parks, wet areas, groves, highways, streets.</p> <p>Note- Withstands wind very well.</p>
Thuja occidentalis 'Emerald' ('Smaragd')	Eastern Arborvitae 'Emerald' White Cedar	<p>Height- 10'-15'</p> <p>Width- 3'-4'</p> <p>Form- Narrow, compact, pyramidal, dense vertical sprays.</p> <p>Rate- Slow to medium</p>	<p>Hardiness zone- 3</p> <p>Light- Full sun</p> <p>Soil- Requires a deep, well-drained soil, thrives in marshy loam; very tolerant of limestone soils. Once established, withstands heat and drought.</p>	<p>Flower- No ornamental significance.</p> <p>Fruit- Small ½" tan cones with overlapping scales.</p> <p>Foliage- Scale-like, 2mm leaves form flattened rope- like shoots. Bright lustrous emerald green. Holds color in winter.</p> <p>Bark- Grayish brown to reddish brown.</p>	<p>Disease/Insect- Bag worm, leaf miner, spider mites.</p> <p>Suggested usage- Foundations, hedges, specimen, accent.</p> <p>Note- Not deer resistant. Susceptible to strong wind, snow or ice damage. 'Techny' ('Mission') is another good cultivar.</p>

Monroe Streetscape Guidelines – Plant List

TREES

SCIENTIFIC NAME	COMMON NAME	GROWTH PATTERNS	ENVIRONMENTAL TOLERANCES	AESTHETICS	COMMENTS
Thuja plicata	Giant (Western) Arborvitae	<p>Height- 35'-50'</p> <p>Width- 15'-20'</p> <p>Form- Pyramidal tree with several leaders. Billowing lower branches with flat, horizontal or hanging sprays of foliage.</p> <p>Rate- Slow to medium</p>	<p>Hardiness zone- 4</p> <p>Light- Full sun/partial shade</p> <p>Soil- Prefers moist, well-drained, fertile soils; pH adaptable.</p>	<p>Flower- No ornamental significance.</p> <p>Fruit- Cones erect, ½" long, green in summer, brown in winter.</p> <p>Foliage-Glossy dark green fern-like needles, ¼" long.</p> <p>Bark- Red-brown on young stems; stringy gray-brown on old trunks.</p>	<p>Disease/Insect- Bagworm and heart rot.</p> <p>Suggested usage- Specimen, tall hedges, screens.</p> <p>Note- Deer resistant. Choose cultivars that hold color in winter.</p>
Tilia cordata	Littleleaf Linden	<p>Height- 60'-70'</p> <p>Width- 30'-50'</p> <p>Form- Pyramidal in youth; upright-oval to rounded and densely branched in old age.</p> <p>Rate- Medium</p>	<p>Hardiness zone- 3</p> <p>Light- Full sun</p> <p>Soil- Prefers moist, well-drained, fertile soil; pH adaptable.</p>	<p>Flower- Yellow, fragrant clusters, 2-3" wide in late June.</p> <p>Fruit- Round nutlets.</p> <p>Foliage- 1 ½-3" long and wide; heart shaped; doubly serrated leaf margins; dark shiny green.</p> <p>Fall color- Yellow-green; soft yellow on occasion.</p> <p>Bark- Gray-brown.</p>	<p>Disease/Insect- Verticillium wilt, aphids, Japanese beetles and more.</p> <p>Suggested usage- One of the best city and street trees, planters, malls, parks.</p> <p>Note- Quite pollution tolerant. Can be pruned into hedges.</p>

Monroe Streetscape Guidelines – Plant List

TREES

SCIENTIFIC NAME	COMMON NAME	GROWTH PATTERNS	ENVIRONMENTAL TOLERANCES	AESTHETICS	COMMENTS
<p>Tilia tomentosa</p>	<p>Silver Linden</p>	<p>Height- 50'- 70'</p> <p>Width- 35'- 55'</p> <p>Form- Pyramidal in youth; upright-oval to pyramidal-oval in old age. Can be grown as a multi-stemmed specimen.</p> <p>Rate- Medium</p>	<p>Hardiness zone- 4</p> <p>Light- Full sun</p> <p>Soil- Prefers moist, well-drained, fertile soil; pH adaptable.</p>	<p>Flower- Yellowish white, fragrant clusters, 2-3" wide in late June.</p> <p>Fruit- Egg-shaped with a short point, 1/3-3/8" long.</p> <p>Foliage- 2-5" long and wide; heart shaped; doubly serrated leaf margins; dark shiny green with a silvery underside.</p> <p>Fall color- Yellow on occasion.</p> <p>Bark- Light gray and smooth in youth, becoming gray-brown, ridged and furrowed.</p>	<p>Disease/Insect- Various pests. 'Sterling' is resistant to Japanese beetles and Gypsy moth.</p> <p>Suggested usage- One of the best city and street trees, planters, malls, parks.</p> <p>Note- Tolerates heat and drought better than other Lindens. Can be pruned into hedges. Basal suckers are maintenance problems.</p>
<p>Ulmus carpinifolia</p>	<p>Smoothleaf Elm</p> <p>Many good cultivars, i.e., Accolade™, 'Homestead' and 'Patriot'</p>	<p>Height- 70'-90'</p> <p>Width- 40'-80'</p> <p>Form- Straight trunk and slender, ascending branches forming a weakly pyramidal tree.</p> <p>Rate- Medium to fast</p>	<p>Hardiness zone- 5</p> <p>Light- Full sun/tolerates partial shade</p> <p>Soil- Prefers rich, moist soils but grows well under a variety of conditions. Salt and pH tolerant.</p>	<p>Flower- Greenish red in March, not ornamental.</p> <p>Fruit- Rounded, ½" long, maturing in May-June, not ornamental.</p> <p>Foliage- Simple, double serrated leaf margins, 1 ½-4" long, 1-2" wide; glossy dark green.</p> <p>Fall color- Yellow.</p> <p>Bark- Dark gray with deep intersecting ridges.</p>	<p>Disease/Insect- Many pests. Relatively resistant to Dutch elm disease.</p> <p>Suggested usage- Narrow or wide street tree, lawns and parks.</p>

Monroe Streetscape Guidelines – Plant List

TREES

SCIENTIFIC NAME	COMMON NAME	GROWTH PATTERNS	ENVIRONMENTAL TOLERANCES	AESTHETICS	COMMENTS
<p>Ulmus parvifolia</p>	<p>Lacebark Elm Chinese Elm</p>	<p>Height- 40'-50' Width- 40'-50' Form- Graceful round-headed with pendulous branchlets; some forms are upright-spreading; others broader than tall. No two seedlings alike. Rate- Medium to fast</p>	<p>Hardiness zone- 5 Light- Full sun Soil- Best in moist, well-drained, fertile soils; excellent urban soil tolerance.</p>	<p>Flower- Inconspicuous in August-September. Fruit- 1/3" long, ripens in September-October, not ornamental. Foliage- Simply serrated leaf margins, 3/4-2 1/2" long, 1/3-1 1/3" wide; glossy dark green. Fall color- Yellow, and reddish purple. Bark- Beautiful combination of gray, green, orange and brown.</p>	<p>Disease/Insect- Considerable resistance to Dutch elm disease and elm leaf and Japanese beetle. Suggested usage- Narrow or wide street tree, lawns and parks. Note- Do not confuse this with <i>Ulmus pumila</i>, Siberian Elm, often offered as Chinese Elm.</p>
<p>Zelkova serrata</p>	<p>Japanese Zelkova</p>	<p>Height- 50'-80' Width- 40'-60' Form- Vase-shaped with many ascending branches. Rate- Medium to fast</p>	<p>Hardiness zone- 5 Light- Full sun Soil- Prefers moist, deep soil; pH adaptable. Drought tolerant.</p>	<p>Flower- Blooms in April with the leaves. Not showy. Fruit- Small, kidney bean-shaped drupe, 1/4" across, ripening in fall. Foliage- Simple, sharply serrate, 1 1/4-2" long, dark green. Fall color- Yellow-orange-brown possibly deep red to reddish-purple. Bark- Handsome, exfoliating gray-brown to expose orange inner bark. Reddish brown in youth.</p>	<p>Disease/Insect- This tree is in the Elm family and susceptible to some of the same Elm problems. Resistant to Dutch elm disease, elm leaf beetle and Japanese beetle. Suggested usage- Streets, lawns and parks. Note: Good replacement for American Elm.</p>

Monroe Streetscape Guidelines – Plant List

SHRUBS

SCIENTIFIC NAME	COMMON NAME	GROWTH PATTERNS	ENVIRONMENTAL TOLERANCES	AESTHETICS	COMMENTS
Berberis thunbergi atropurpurea	Japanese Red Leaf Barberry	<p>Height- 5'-6'</p> <p>Width- 5'-7'</p> <p>Form (shape)- Very dense rounded; multi-stemmed.</p>	<p>Light- Prefers full sun/tolerates shade.</p> <p>Soil type- Withstands most soils, preferring moist, well-drained. Very drought tolerant after established.</p>	<p>Foliage- Leaves are reddish or purplish shades turning to rich red in fall.</p> <p>Flower- Yellow in April-May; red berries from October into winter.</p>	<p>Suggested usage- Hedge, barrier, groupings.</p> <p>Note- It has thorns. Very low maintenance.</p>
Berberis thunbergi 'Nana'	Crimson Pygmy Barberry	<p>Height- 1½'-2'</p> <p>Width- 2'-3'</p> <p>Form- Compact, low spreader.</p>	<p>Light- Best color in full sun/tolerates part shade.</p> <p>Soil- Withstands most soils, preferring moist, well-drained. Very drought tolerant after established.</p>	<p>Foliage- Burgundy/reddish purple.</p> <p>Flower- Yellow (insignificant).</p>	<p>Suggested usage- Multitude of purposes. Very popular Barberry.</p> <p>Note- It has thorns. Very low maintenance.</p>
Berberis thunbergi 'Rosy Glow'	Rose Glow Barberry	<p>Height- 4-6'</p> <p>Width- 4'-5'</p> <p>Form- Nice dense, rounded; multi-stemmed.</p>	<p>Light- Full sun for best color.</p> <p>Soil- Withstands most soils, preferring moist, well-drained. Very drought tolerant after established.</p>	<p>Foliage- Rose-pink, mottled with reddish splotches.</p> <p>Flower- White (insignificant).</p> <p>Fall color- Hot pinkish purple.</p>	<p>Suggested usage- Hedge, groupings.</p> <p>Note- It has thorns. Very low maintenance.</p>
Calycanthus floridus 'Athens'	Sweetshrub	<p>Height- 6'-9'</p> <p>Width- 6'-12'</p> <p>Form- Dense, mounded.</p>	<p>Light- Full sun to shade.</p> <p>Soil- Adaptable to acid or alkaline soils; preferably deep, moist loam.</p>	<p>Foliage- Lustrous dark green turning yellow in fall. Leaves persist into November.</p> <p>Flower- Yellow with tremendous fragrance.</p> <p>Blooms- May.</p>	<p>Suggested usage- Borders.</p> <p>Note- Native.</p>

Monroe Streetscape Guidelines – Plant List

SHRUBS

SCIENTIFIC NAME	COMMON NAME	GROWTH PATTERNS	ENVIRONMENTAL TOLERANCES	AESTHETICS	COMMENTS
Chamaecyparis pisifera 'Mops'	Gold Thread Mops False Cypress	Height- 3'-4' Width- 3'-4' Form- Mounded, drooping.	Light- Full sun for best color; open conditions. Soil- Moist, loamy, well-drained; humid climate; prefers lime-free soil.	Foliage- Thread-like, twisted pendulous clusters of golden yellow all year. Flower- Non-flowering conifer.	Suggested usage- Small specimen, foundations, rock garden, borders. Note- Heat tolerant.
Chamaecyparis thyoides 'Blue Sport'	Blue Sport White Cedar	Height- 10' Width- 4'-5' Form- Slender column in youth, forming a narrow, spire-like crown.	Light- Full sun. Soil- Wet sites; moist sandy soils; dry sites under irrigation.	Foliage- Soft textured blue, turning brown the second year, but persists for several years. Flower- Insignificant; small cones are green to bluish purple.	Suggested usage- Low lands and boggy sites where it is native. Note- Performs well in garden situations. Maintain as a compact shrub or will develop large upright habit. A beautiful specimen.
Cornus alba 'Argenteo-marginata'	Variegated Redtwig Dogwood	Height- 7'-8' Width- 8'-10' Form- Upright in youth, arching somewhat with age. Open loose appearance.	Light- Full sun to part shade. Soil- Withstands most soils, preferring moist, well-drained.	Foliage- Creamy-white margin and grayish green center. Flower- Yellowish white in May-June. Not very showy.	Suggested usage- Winter interest from the blood red stems; borders, masses along ponds and roadsides. Note- Fast growing. Prune in late winter. Low maintenance.
Euonymus alatus 'Compactus'	Dwarf Burning Bush	Height- 15'-20' or prune to desired size Width- 10'-15' Form- Mounded to horizontal, spreading, flat-topped.	Light- Full sun to heavy shade. Soil- Very adaptable, best growth in well-drained soils.	Foliage- Medium to dark green. Brilliant red fall color. Flower- Not very showy. Blooms- May.	Suggested usage- Hedging, groups, specimen, screening, borders, foundations, winter interest.

Monroe Streetscape Guidelines – Plant List

SHRUBS

SCIENTIFIC NAME	COMMON NAME	GROWTH PATTERNS	ENVIRONMENTAL TOLERANCES	AESTHETICS	COMMENTS
Hydrangea arborescens	Annabelle Hydrangea	<p>Height- 3'-5'</p> <p>Width- 3'-5'</p> <p>Form- Clumpy, rounded; often broader than tall. Fast grower.</p>	<p>Light- Full sun to light shade.</p> <p>Soil- Best in rich, well-drained, moist soil, but very adaptable.</p>	<p>Foliage- Dark green in summer turning lemon yellow to brown in fall.</p> <p>Flower- Many 4-6" wide blossoms passing from apple green to white to brown.</p> <p>Blooms- Late June through September every year on the new growth.</p>	<p>Suggested usage- Borders and massing where there is irrigation. Dried arrangements.</p> <p>Note- Cut stems to ground in late winter and lightly fertilize. Suckers freely; plant ground cover underneath.</p>
Hydrangea quericifolia	Oakleaf Hydrangea	<p>Height- 4'-6'</p> <p>Width- 5'-6'</p> <p>Form- Upright, little-branched; forming mounded colonies.</p>	<p>Light- Full sun or part shade.</p> <p>Soil- Moist, fertile, well-drained.</p>	<p>Foliage- Excellent deep green, then red, orangish brown and purple in fall.</p> <p>Flower- White, changing to purplish pink then brown.</p> <p>Bloom time- Late June persisting to late summer.</p>	<p>Suggested usage- Borders, massing or shady situations.</p> <p>Note- Suckers form colonies. Do not cut stems back. Next season's flower is forming during the current season's growth.</p>
Juniperus chinensis 'Sea Green'	Sea Green Juniper	<p>Height- 4'-6'</p> <p>Width- 6'-8'</p> <p>Form- Mounding shape, arching branches.</p>	<p>Light- Full sun.</p> <p>Soil- Extremely adaptable to hot dry, alkaline, heavy, rocky, gravelly, salty and wet soils.</p>	<p>Foliage- Mint green needles turning darker in winter.</p> <p>Flower- None.</p>	<p>Suggested usage- Screening, specimen, and mass planting.</p>

Monroe Streetscape Guidelines – Plant List

SHRUBS

SCIENTIFIC NAME	COMMON NAME	GROWTH PATTERNS	ENVIRONMENTAL TOLERANCES	AESTHETICS	COMMENTS
Kerria japonica	Japanese Kerria	<p>Height- 7'</p> <p>Width- 6'-7'</p> <p>Form- Upright, arching forming a low, dense, twiggy mass.</p>	<p>Light- Part shade-shade or only morning sun.</p> <p>Soil- Loamy, well-drained of moderate fertility.</p>	<p>Foliage- Leaves out early in bright green, sometimes yellow in late fall.</p> <p>Flower- Bright yellow, 5 petaled, 1½" across.</p> <p>Blooms- Early May for 2-3 weeks.</p>	<p>Suggested usage- Borders, massing, highways, large public areas, shady areas.</p> <p>Note- Prune dead branches that are constantly evident.</p>
Magnolia virginiana	Sweetbay Magnolia	<p>Height- 15'-20'</p> <p>Width- 15'-20'</p> <p>Form- Slender upright, broadening with age.</p>	<p>Light- Full sun; tolerates shade.</p> <p>Soil- Requires acid soil; does well in wet and swampy areas.</p>	<p>Foliage- Long bluish-green stays semi-evergreen in protected areas.</p> <p>Flower- Sweet fragrant creamy white. Fruit is orange.</p> <p>Blooms- June to September.</p>	<p>Suggested usage- Specimen.</p> <p>Note- Plant in protected areas. Native to eastern U.S.</p>
Rhus copalina v. latifolia 'Prairie Flame'	Prairie Flame Shining Sumac Dwarf Sumac	<p>Height- 4'-6'</p> <p>Width- 4'-6'</p> <p>Form- Upright, deciduous, often suckering shrub; branching hairy shoots.</p>	<p>Light- Full sun to part shade.</p> <p>Soil- Adaptable to many types; prefers acid, well-drained soil.</p>	<p>Foliage- Glossy dark green to 14" long. Brilliant red-orange fall color.</p> <p>Flower- Yellowish-white.</p> <p>Blooms- early-mid August followed by spherical red fruit.</p>	<p>Suggested usage- Hot dry areas, naturalizer for large areas, banks, highways and large commercial plantings.</p> <p>Note- Native.</p>

Monroe Streetscape Guidelines – Plant List

SHRUBS

SCIENTIFIC NAME	COMMON NAME	GROWTH PATTERNS	ENVIRONMENTAL TOLERANCES	AESTHETICS	COMMENTS
Rosa rugosa	Rugosa Rose	<p>Height- 4'-6'</p> <p>Width- 4'-6'</p> <p>Form- Sturdy stout, upright stems form dense rounded shape.</p>	<p>Light- Full sun.</p> <p>Soil- Prefers well-drained soil with organic matter, slightly acid. Salt and drought tolerant.</p>	<p>Foliage- Dark green then yellowish to orange to red.</p> <p>Flower- Rose-purple to white, 2 1/2 -3 1/2" across, very fragrant forming orange to red hips lasting all winter.</p> <p>Blooms- June-September.</p>	<p>Suggested usage- Borders, masses, hedges.</p> <p>Note- Disease resistant, vigorous hardy and trouble-free. Very heavy with thorns. Avoid deadheading so the hips will form.</p>
Rosa rugosa 'Knockout'	Knockout Rose 'Radrazz'	<p>Height- 3'-4'</p> <p>Width- 3'</p> <p>Form- Rounded bushy shrub with short stems.</p>	<p>Light- Full sun.</p> <p>Soil- Moist, well-drained soil; does not tolerate wet feet.</p>	<p>Foliage- Deep mossy-green leaves on thorny short stems.</p> <p>Flower- Single 3" cherry red, 3-15 flowers per cluster, light fragrance.</p> <p>Blooms- Early summer until frost.</p>	<p>Suggested usage- Borders, masses, foundations, low hedge.</p> <p>Note- Disease resistant, vigorous hardy and trouble-free.</p>
Spiraea bumalda 'Anthony Waterer'	Anthony Waterer Spirea	<p>Height- 3'-4'</p> <p>Width- 4'-5'</p> <p>Form- Broad, flat-topped, densely twiggy, often mounded.</p>	<p>Light- Prefers full sun and open areas.</p> <p>Soil- Tolerant of many soils except extremely wet.</p>	<p>Foliage- Brownish- red changing to bluish-green. May turn red in the fall.</p> <p>Flower- 4-6" carmine pink.</p> <p>Blooms- Late May and June.</p>	<p>Suggested usage- Low massing, banks, fillers.</p> <p>Note- Prune to 6" in early spring.</p>

Monroe Streetscape Guidelines – Plant List

SHRUBS

SCIENTIFIC NAME	COMMON NAME	GROWTH PATTERNS	ENVIRONMENTAL TOLERANCES	AESTHETICS	COMMENTS
Spiraea japonica 'Gold Mound'	Gold Mound Spirea	Height- 2'- 3' Width- 2'- 3' Form- Low mounded.	Light- Full sun. Soil- Tolerant of many soils except extremely wet.	Foliage- Bright golden leaves fades to a yellow-green. Orangish-red in fall. Flower- Pink. Blooms- May and June.	Suggested usage- Borders, low hedge. Note- Prune to 6" in early spring.
Spiraea japonica 'Little Princess'	Little Princess Spirea	Height- 2- 2½" Width- 2- 2½" Form- Low mounded.	Light- Full sun. Soil- Tolerant of many soils except extremely wet.	Foliage- Small light blue-green leaves. Flower- Pink. Blooms- June.	Suggested usage- Borders, low hedge, small spaces. Note- Prune to 6" in early spring.
Syringa patula 'Miss Kim'	Miss Kim Lilac	Height- 4'- 6' Width- 4'- 5' Form- Small, dense, neat, broad-rounded; clean branch structure.	Light- Full sun. Soil- Neutral pH and add peat or leaf mold.	Foliage- Dark green leaves turn bronze-red in fall. Flower- Lilac purple buds open to fragrant icy blue. Blooms- May-June.	Suggested usage- Border, groupings.
Syringa vulgaris 'Ludwig Spaeth'	Ludwig Spaeth Common Lilac	Height- 8'-15' Width- 6'-12' Form- Upright leggy becoming a cloud-like head of foliage.	Light- Full sun. Soil- Neutral pH and add peat or leaf mold.	Foliage- Dark green almost bluish-green. Flower- Prolific reddish purple 4-8" panicles. Flowers are nostalgic. Blooms- May.	Suggested usage- Border, groupings. Note- Plant smaller shrubs in front to disguise legginess. Can be cut to 12" high to rejuvenate older shrubs.

Monroe Streetscape Guidelines – Plant List

SHRUBS

SCIENTIFIC NAME	COMMON NAME	GROWTH PATTERNS	ENVIRONMENTAL TOLERANCES	AESTHETICS	COMMENTS
Taxus media 'Densiformis'	Densi Yew	Height- 3'-4' Width- 4'-6' Form- Broad spreading, dense. Fast grower.	Light- Full sun to shade. Soil- Moist, sandy, acid to neutral loam. Must be well-drained.	Foliage- Bright green needles. Evergreen. Flower- None.	Suggested usage- Hedges, screens, foundations, and mass plantings. Winter interest.
Taxus media 'Hicksii'	Hicks Upright Yew	Height- 20' or pruned to size Width- 3' Form- Columnar, dense. Fast grower.	Light- Full sun to shade. Soil- Moist, sandy, acid to neutral loam. Must be well-drained.	Foliage- Lustrous dark green needles. Evergreen. Flower- None.	Suggested usage- Hedges, screens, along tall buildings, and mass plantings. Winter interest.
Thuja 'Smaragd'	Emerald Green Arborvitae	Height- 10'-15' Width- 3'-4' Form- Narrow compact pyramidal.	Light- Full sun to shade. Soil- Deep, well-drained soil; thrives in marshy loam. Tolerates dry soils and drought.	Foliage- Bright lustrous emerald green. Evergreen. Flower- None.	Suggested usage- Hedges, screens, along tall buildings, and mass plantings. Winter interest.
Viburnum burkwoodii 'Chenaulti'	Chenaulti Viburnum	Height- 7'-9' Width- 5'-7' Form- Upright, multi-stemmed; often tangled mass of stems.	Light- Full sun to part shade. Soil- Slightly moist, well-drained, preferring acid soil.	Foliage- Small, dense, semi-evergreen. Flower- Pink buds open to fragrant white snowball blossoms. Blooms- April-May.	Suggested usage- Screening, shrub border combining with broadleaf evergreens. Note- Thrives in pollution, heat and cold tolerant. Prune to maintain nice shape.

Monroe Streetscape Guidelines – Plant List

SHRUBS

SCIENTIFIC NAME	COMMON NAME	GROWTH PATTERNS	ENVIRONMENTAL TOLERANCES	AESTHETICS	COMMENTS
Viburnum carlesii	Korean Spice Viburnum	<p>Height- 6'-8'</p> <p>Width- 4'-8'</p> <p>Form- Rounded, dense shrub with stiff, upright spreading branches.</p>	<p>Light- Full sun to part shade.</p> <p>Soil- Well-drained, slightly acid with even moisture.</p>	<p>Foliage- Dull dark green with a satiny sheen. Reddish to wine-red in fall color.</p> <p>Flower- Pink in bud, opening white, semi-snowball shaped, 2-3" across. Outstanding fragrance.</p> <p>Blooms- May.</p>	<p>Suggested usage- Foundations, windy areas, walkways.</p>
Viburnum dentatum 'Arrowwood'	Arrowwood Viburnum	<p>Height- 8'-10'</p> <p>Width- 6'-12'</p> <p>Form- Multi-stemmed, dense, rounded with spreading, arching branches. Colonizes.</p>	<p>Light- Full sun to part shade.</p> <p>Soil- Prefers well-drained, but adapts to heavy soils, high pH, sandy soil.</p>	<p>Foliage- Lustrous dark green turns to yellow/red/purple in fall.</p> <p>Flower- Creamy white, 2-4" across. Not fragrant.</p> <p>Blooms- May to early June.</p>	<p>Suggested usage- Hedges, groupings, masses, filler, screening parking lots.</p> <p>Note- Valued for durability and utility. Birds love the blue/black fruit in late Sept. through October. Native.</p>
Viburnum opulus 'Compactum'	Compact European Cranberry	<p>Height- 4'-6'</p> <p>Width- 6'-8'</p> <p>Form- Upright, spreading, very dense; excellent in flower and fruit.</p>	<p>Light- Full sun to part shade.</p> <p>Soil- Adapts to all extremes and is rampant in wet or boggy situations.</p>	<p>Foliage- Glossy dark green turning to yellow-red and reddish-purple in the fall.</p> <p>Flower- Attractive lacy white.</p> <p>Blooms- May.</p>	<p>Suggested usage- Borders, screen, large areas, massing.</p> <p>Note- Fruit is shiny, scarlet red berry-like drupes through winter.</p>

Monroe Streetscape Guidelines – Plant List

SHRUBS

SCIENTIFIC NAME	COMMON NAME	GROWTH PATTERNS	ENVIRONMENTAL TOLERANCES	AESTHETICS	COMMENTS
Weigela florida 'Alexandra'	Wine and Roses Weigela	<p>Height- 4'-5'</p> <p>Width- 4'-5'</p> <p>Form- Compact, dense, rounded with coarse branches.</p>	<p>Light- Full sun for best foliage color.</p> <p>Soil- Prefers well-drained soil, but extremely adaptable.</p>	<p>Foliage- Dark burgundy-purple.</p> <p>Flower- Hot rose-pink.</p> <p>Blooms- May-June and sporadically.</p>	<p>Suggested usage- Borders, groupings or massing, areas to break up a lot of green foliage.</p> <p>Note- Quite pollution tolerant.</p>
Weigela florida 'Elvera'	Midnight Wine Weigela	<p>Height- 10"-12"</p> <p>Width- 12"</p> <p>Form- Low mounding, dwarf version of Wine & Roses.</p>	<p>Light- Full sun.</p> <p>Soil- Prefers well-drained soil, but extremely adaptable.</p>	<p>Foliage- Dark burgundy-purple.</p> <p>Flower- Rose-pink.</p> <p>Blooms- May-June and sporadically.</p>	<p>Suggested usage- Front of border.</p>
Weigela florida 'Variegata'	Variegated Weigela	<p>Height- 4'-6'</p> <p>Width- 4'-6'</p> <p>Form- Compact, dense, rounded with coarse branches.</p>	<p>Light- Full sun to part shade.</p> <p>Soil- Prefers well-drained soil, but extremely adaptable.</p>	<p>Foliage- Green edged in pale yellow to creamy white.</p> <p>Flower- Deep rose fading to white.</p> <p>Blooms- May-June and sporadically.</p>	<p>Suggested usage- Borders, groupings or massing, areas to break up a lot of green foliage.</p>

Monroe Streetscape Guidelines – Plant List

PERENNIALS

SCIENTIFIC NAME	COMMON NAME	GROWTH PATTERNS	ENVIRONMENTAL TOLERANCES	AESTHETICS	COMMENTS
Achillea ‘Moonshine’	Yarrow	Height- Foliage-10” Flower-18-24” Width- 24” Form- Clump	Light- Full sun Soil- Prefers moist, well drained though tolerates a wide range. Resists hot and dry conditions.	Foliage- Evergreen, bright silver, ferny. Flower- Canary to sulphur yellow flat heads to 4” across. Blooms- June-July and September	Suggested usage- Masses or companion to lavender, Snowcap Shasta daisy, nepeta, sedum. Deadheading brings a second bloom. Non-invasive.
Agastache ‘Blue Fortune’	Anise Hyssop	Height- 24-36” Width- 18” Form- Upright	Light- Full sun-light shade Soil- Prefers moist, well drained though tolerates a wide range. Tolerates hot and dry conditions.	Foliage- Rich green, licorice fragrance. Flower- Blue-violet spikes Blooms- July to fall	Suggested usage- Large masses, backdrop, focal point, center of border, cutting, dried flowers.
Dianthus gratianopolitanus ‘Firewitch’	Firewitch Cheddar Pink	Height- 3-4” Width- 6-12” Form- Matted	Light- Full sun Soil- Well-drained, dry, gravelly. Use very little mulch.	Foliage- Bluish-gray, silvery evergreen Flower- 6-8” tall, brilliant pink, clove-like scent. Deadhead for rebloom.	Suggested usage- Walkways, borders, slopes, wall crevices. 2006 Perennial Plant of the Year
Echinacea purpurea spp.	Coneflower Purple, Pink, White, Red, Orange, Yellow, or Gold	Height- 20-40” range Form- Strong upright stems	Light- Full sun or part shade Soil- Deep well-drained, humus-rich.	Foliage- Slender, dark green, bristly leaves. Flower- Various petal colors with coppery-brown cone shaped central disks. Bold, daisy-like flower heads. Blooms- July-September	Suggested usage- Massed, borders, specimen, meadows. Seeds for songbirds in winter. Native. Drought tolerant. 1998 Perennial Plant of the Year

Monroe Streetscape Guidelines – Plant List

PERENNIALS

<p>Epimedium 30-40 species</p>	<p>Barrenwort</p>		<p>See Ground Covers and Vines section</p>		
<p>Gaillardia x grandiflora 'Goblin'</p>	<p>Blanket Flower 'Goblin' (also called 'Kobold')</p>	<p>Height- 12" Width- 15" Form- Compact, mounding, bushy, leafy</p>	<p>Light- Full sun Soil- Fertile, well-drained. Tolerates poor soil, heat, wind and drought.</p>	<p>Foliage- Toothed hairy leaves in basal rosettes and on stems. Flower- Rich red, petals and golden tips and red button-like centers. Blooms- June – September</p>	<p>Suggested usage- Ground cover, edging, cut flowers or accent. Will not survive winter in heavy clay soil.</p>
<p>Gaura lindheimeri 'Siskiyou Pink'</p>	<p>Siskiyou Wand Flower</p>	<p>Height- 24-30" Width- 36" Form- Bushy, clump-forming with numerous slender, wiry stems.</p>	<p>Light- Full sun Soil- Prefers moist, well-drained soil. Tolerates humidity, drought and heat well.</p>	<p>Foliage- Spoon-shaped, toothed, medium green leaves, 1-3" long. Flower- Dozens of butterfly shaped, deep pink veined pink petaled flowers. Wind responsive. Blooms- June to frost</p>	<p>Suggested usage- Masses, accent, companion plant with lavender, white Echinacea, blue flowered geraniums. Native to south central U.S.</p>
<p>Heliopsis helianthoides 'Venus'</p>	<p>Venus False Sunflower</p>	<p>Height- 30-36" Form- Clump</p>	<p>Light- Full sun or part shade Soil- Moderately fertile, humus-rich, well-drained.</p>	<p>Foliage- Crisp, serrated dark green Flower- 4-6" golden yellow, double, very long lasting and face upward. Blooms- Mid-summer to fall</p>	<p>Suggested usage- Borders, mass planting, cutting.</p>

Monroe Streetscape Guidelines – Plant List

PERENNIALS

<p>Helleborus orientalis</p>	<p>Lenten Rose</p>	<p>Height- 12-15" Width- 18" Form- Clump</p>	<p>Light- Light to moderate shade Soil- All but very poorly drained or dry. Deer & rabbit resistant</p>	<p>Foliage- Thick glossy deep green serrated leaves, 16" long. Evergreen. Flower- Range from cream to rich dusty rose with a hint of green, 3-4" wide. Blooms- Late winter and early spring</p>	<p>Suggested usage- Parks, woodland landscapes, north side of buildings. 2005 Perennial Plant of the Year</p>
<p>Hemerocallis 'Happy Returns'</p>	<p>Happy Returns Daylily</p>	<p>Height- 16" Width- 18-24" Form- Clump</p>	<p>Light- Full sun-light shade Soil- Adapt to almost any soil, preferring moist, rich, acidic, well-drained loam.</p>	<p>Foliage- Arching, strap-shaped, dark green. Flower- Fragrant canary yellow 3 ½" wide compliments other colors in the landscape nicely. Blooms- Repeating June-September</p>	<p>Suggested usage for Daylilies - Sloping terrain, along walkways, erosion control, edge of pond or stream, mass plantings. Daylilies have superb heat and drought tolerance.</p>
<p>Hemerocallis 'Little Grapette'</p>	<p>Little Grapette Daylily</p>	<p>Height- 12" Width- 12" Form- Clump</p>	<p>Light- Full sun-light shade Soil- Adapt to almost any soil, preferring moist, rich, acidic, well-drained loam.</p>	<p>Foliage- Arching, strap-shaped, dark green Flower- 2" purple-grape, semi-fragrant with yellow halo and green throat. Blooms- Repeats June-July</p>	

Monroe Streetscape Guidelines – Plant List

PERENNIALS

<p>Hemerocallis 'Pardon Me'</p>	<p>Pardon Me Daylily</p>	<p>Height- 18" Width- 18" Form- Clump</p>	<p>Light- Full sun-light shade Soil- Adapt to almost any soil, preferring moist, rich, acidic, well-drained loam.</p>	<p>Foliage- Arching, strap-shaped, dark green Flower- Fragrant 2 ¾" bright red, yellow/green throat Blooms- Repeats June-July</p>	
<p>Hosta 'Blue Angel'</p>	<p>Hosta 'Blue Angel'</p>	<p>Height- 36" Width- 48" Form- Clump</p>	<p>Light- Part Sun-Shade Soil- Prefers moist, well-drained soil. All tolerate drought and benefit from mulch to retain moisture.</p>	<p>Foliage- Wavy, bluish gray, 16" long Flower- White on 36" scapes Blooms- Mid-summer</p>	<p>Suggested usage for Hostas- Excellent for perennial borders, mass planting and groundcover.</p>
<p>Hosta 'Fragrant Bouquet'</p>	<p>Hosta 'Fragrant Bouquet'</p>	<p>Height- 18" Width- 26" Form- Clump</p>	<p>Light- Shade. Tolerates sun or part sun</p>	<p>Foliage- Glossy, pale green with cream margins; 8" long Flower- Fragrant mauvish-white on 36" scapes Blooms- Late summer</p>	
<p>Hosta 'Gold Standard'</p>	<p>Hosta 'Gold Standard'</p>	<p>Height- 26" Width- 36" Form- Clump</p>	<p>Light- Part Sun-Shade</p>	<p>Foliage- Dark green margins, light green centers turning to gold; 7" long Flower- Pale lavender Blooms- Mid-summer</p>	

Monroe Streetscape Guidelines – Plant List

PERENNIALS

<p>Hosta 'Halcyon'</p>	<p>Hosta 'Halcyon'</p>	<p>Height- 14-18" Width- 28" Form- Clump</p>	<p>Light- Part Sun-Shade</p>	<p>Foliage- Frosty bright blue/green; coarse texture, heavy substance; 8" long. Flower- Lavender-gray on 18" scapes Blooms- Summer</p>	
<p>Hosta 'Patriot'</p>	<p>Hosta 'Patriot'</p>	<p>Height- 22" Width- 36" Form- Clump</p>	<p>Light- Part Sun-Shade</p>	<p>Foliage- Puckered olive- green and crisp white leaves; 8" long. Flower- Lavender-blue on 30" scapes. Blooms- Summer</p>	<p>Tolerates full sun. Vigorous grower.</p>
<p>Leucanthemum 'Becky'</p>	<p>Becky Shasta Daisy</p>	<p>Height- 40" Width- 30-40" Form- Upright, robust, stout stem</p>	<p>Light- Full sun-light shade Soil- Prefers moist, well-drained fertile, but tolerates drought well.</p>	<p>Foliage- Medium texture green leaves on sturdy stems without flopping. Flower- 3" wide white with yellow centers Blooms- July-September. Deadhead to extend bloom.</p>	<p>Suggested usage- Excellent for commercial applications in masses and accent with daylilies, nepeta, lavender and more. 2003 Perennial Plant of the Year</p>
<p>Leucanthemum 'Snowcap'</p>	<p>Snowcap Shasta Daisy</p>	<p>Height- 10-12" Width- 12" Form- Compact mound</p>	<p>Light- Full sun-light shade Soil- Prefers moist, well-drained fertile, but tolerates drought well.</p>	<p>Foliage- Dark shiny green Flower- Pure white petals with yellow centers Blooms- July</p>	<p>Suggested usage- Masses, cutting, companion with Pennisetum, dwarf Miscanthus, sedum.</p>

Monroe Streetscape Guidelines – Plant List

PERENNIALS

<p>Nepeta x faassenii 'Walkers Low'</p>	<p>Catmint</p>	<p>Height- 18-24" Width- 3-4' Form- Sprawling, mounding</p>	<p>Light- Full sun-part sun Soil- Well-drained, average moisture. Tolerant of drought, heat, wind, and some foot traffic.</p>	<p>Foliage- Fragrant gray-green Flower- Profusion of lavender-blue trumpet shaped flowers Blooms- Early to late summer</p>	<p>Suggested usage- Front of borders, massing, containers Attracts butterflies and beneficial insects.</p>
<p>Perovskia atriplicifolia 'Little Spire'</p>	<p>Little Spire Russian Sage</p>	<p>Height- 18-24" Width- 24" Form- Multi-stemmed, compact, upright shrub-like. Never flops in wind or rain.</p>	<p>Light- Full sun-light shade Soil- Grows well in almost any, well-drained soil. Does not like wet feet.</p>	<p>Foliage- Small silvery-green leaves with a sage fragrance. Flower- Long spikes of lavender-blue Blooms- Mid-summer into fall</p>	<p>Suggested usage- Masses, ground cover, edging, companion to coneflowers, Rudbeckia, grasses and many others. Prune to 12" in late winter.</p>
<p>Perovskia atriplicifolia 'Longin'</p>	<p>'Longin' Russian Sage</p>	<p>Height- 36-48" Width- 24-36" Form- Upright, non-lodging form of the species</p>	<p>Light- Full sun-light shade Soil- Highly drought tolerant in infertile sandy and gravelly soils.</p>	<p>Foliage- Gray-green aromatic. Flower- Masses of long lasting iridescent lavender blue florets. Blooms- Late summer into fall</p>	<p>Suggested usage- Masses, ground cover, edging, companion to coneflowers, Rudbeckia, grasses and many others. Prune to 12" in late winter.</p>
<p>Persicaria filiformis 'Variegatus'</p>	<p>Variegated Persicaria</p>	<p>Height- 24" Width- 24" Form- Upright, rhizomatous but not invasive.</p>	<p>Light- Light to moderate shade Soil- Average garden soil and tolerates moist soils.</p>	<p>Foliage- Colorful, broadly oval deciduous. Marbled white and green. Flower- Tiny red similar to coral bells. Blooms- Summer and fall.</p>	<p>Suggested usage- Brighten shade garden, moderate to large scale, good with English ivy or pachysandra. Native.</p>

Monroe Streetscape Guidelines – Plant List

PERENNIALS

<p>Rudbeckia ‘Goldsturm’</p>	<p>Black Eyed Susan</p>	<p>Height- 24-36” Width- 36” Form- Spreader</p>	<p>Light- Full sun-part sun Soil- Moist, well-drained</p>	<p>Foliage- Roughened deep green on branched or unbranched stems. Flower- 3-4” Daisy-like golden yellow with black cone. Blooms- July-September</p>	<p>Suggested usage- Mass planted with ornamental grasses, Russian Sage and Sedum. 1999 Perennial Plant of the Year</p>
<p>Salvia x sylvestris ‘May Night’ (‘Mainacht’)</p>	<p>Salvia ‘May Night’</p>	<p>Height- 28” Width- 18” Form- Clump, erect, branched</p>	<p>Light- Full sun-part sun Soil- Prefers moist, well-drained soil. Resists drought.</p>	<p>Foliage- Fragrant, mid- green, wrinkled, softly hairy. Flower- Large, indigo-blue. Blooms- June–July and September.</p>	<p>1997 Perennial Plant of the Year Deadheading brings a second bloom.</p>
<p>Sedum ‘Autumn Joy’</p>	<p>Sedum ‘Autumn Joy’</p>	<p>Height- 15-24” Width- 24” Form- Clump, bushy; looks like broccoli.</p>	<p>Light- Full sun-part sun Soil- Grow well in dry, infertile, sandy and rocky soils.</p>	<p>Foliage- Fleshy stems with oblong, 5” succulent green leaves. Flower- Clusters change from deep pink to pinkish-bronze to copper-red. Blooms- Late summer-late fall.</p>	<p>Suggested usage- Perennial borders, short hedge, a moderate to large scale general cover, winter interest.</p>

Monroe Streetscape Guidelines – Plant List

PERENNIALS

<p>Calamagrostis x acutiflora ‘Karl Foerster’</p>	<p>Feather Reed Grass</p>	<p>Height- 5-6’ Width- 2’ Form- Upright</p>	<p>Light- Full sun-light shade Soil- Dry</p>	<p>Foliage- Very early grower Flower- Plumes look like wheat Blooms- June-frost</p>	<p>Suggested usage- Narrow areas between walls and sidewalks. 2001 Perennial Plant of the Year</p>
<p>Miscanthus floridulis or sinensis</p>	<p>Giant Chinese Silver Grass</p>	<p>Height- 12-15’ Width- Clump Form- Upright</p>	<p>Light- Full sun-light shade Soil- Well-drained sandy</p>	<p>Foliage- Blades are 24-30” long, 1” wide, narrowing to a point. Flower- Large plumes on 12’ upright stalks Blooms- Mid-September</p>	<p>Suggested usage- Hedge, screen buildings, specimen. Exceptional height. Fall and winter display. Stems persist until spring.</p>
<p>Helictotrichon sempervirens ‘Sapphire’</p>	<p>Blue Oat Grass</p>	<p>Height- 1 ½-2’ Width- 2-3’ Form- Clump</p>	<p>Light- Full sun-part sun Soil- Tolerant of most conditions but best in moderately fertile, moist but well-drained soil.</p>	<p>Foliage- Vibrant sky blue, coarse textured, spiky evergreen. Flower- Rises high above the foliage Blooms- Summer</p>	<p>Suggested usage- Specimen, mass planting</p>
<p>Miscanthus sinensis ‘Malepartus’</p>	<p>Malepartus Japanese Silver Grass</p>	<p>Height- 5-6’ Width- 3-4’ Form- Clump</p>	<p>Light- Full sun-part sun Soil- Tolerant of most conditions but best in moderately fertile, moist but well-drained soil.</p>	<p>Foliage- Broadly white centered green leaves oriented at right angles to the stalks. Bamboo-like. Flower- Begin pinkish-purple turning silver, then soft straw brown. Blooms- Early fall</p>	<p>Suggested usage- Specimens, park settings, accents, hedges, masses, or tropical-like screening, winter interest. Very easy to grow.</p>

Monroe Streetscape Guidelines – Plant List

ORNAMENTAL GRASSES

<p>Miscanthus sinensis 'Morning Light'</p>	<p>Morning Light Japanese Silver Grass</p>	<p>Height- 4-5' Width- 3-5' Form- Clump</p>	<p>Light- Full sun-part sun Soil- Tolerant of most conditions but best in moderately fertile, moist but well-drained soil.</p>	<p>Foliage- Fine textured gently arching silvery; thin leaf appears silver at a distance. Flower- 4-6' Purplish silvery plumes Blooms- Late fall</p>	<p>Suggested usage- Excellent grass for its foliage with other pastel perennials.</p>
<p>Miscanthus sinensis 'Purpurascens'</p>	<p>Flame Japanese Silver Grass</p>	<p>Height- 3-5' Width- Several feet Form- Slow runner to form lush leafy thickets</p>	<p>Light- Full sun-part sun Soil- Tolerant of most conditions but best in moderately fertile, moist but well-drained soil.</p>	<p>Foliage- Orange-red fall color. Flower- 4-6' tight silvery plumes Blooms- Fall</p>	<p>Miscanthus may be specimens, accents, hedges, masses, or tropical-like screening. Very easy to grow.</p>
<p>Pennisetum alopecuroides 'Hameln'</p>	<p>Hameln Dwarf Fountain Grass</p>	<p>Height- 2-2½' Width- 2½' Form- Clump</p>	<p>Light- Full sun-part sun Soil- Tolerant of most conditions but best in moderately fertile, moist but well-drained soil.</p>	<p>Foliage- Loosely tufted, graceful narrow blades. Flower- 3-4" long, pale green in mid-summer; matures to creamy tan. Blooms- Mid-summer</p>	<p>Suggested usage- Erosion control, mass planting or accent where a neat, compact, low maintenance plant is desired.</p>

Monroe Streetscape Guidelines – Plant List

GROUNDCOVERS and VINES

SCIENTIFIC NAME	COMMON NAME	GROWTH PATTERNS	ENVIRONMENTAL TOLERANCES	AESTHETICS	COMMENTS
Epimedium 30-40 species	Barrenwort	<p>Height- Ranges 8” to 15”</p> <p>Width- avg. 12”</p> <p>Form- Compact clump forming rhizomatous perennial. Slow growing. Plant 12” apart.</p>	<p>Light- Full sun-dense shade</p> <p>Soil- Fertile, humus-rich, moist, well-drained. Many tolerate poor soil, heat and drought.</p> <p>Best hybrids for dry shade: E. cantabrigiense, ‘Davidii’, ‘Rubrum’, and versicolor ‘Sulphureum’.</p>	<p>Foliage- Dense heart shaped. Deciduous and semi-evergreen types. Some bronze tinted, some color well in fall.</p> <p>Flower- Profuse 1” wide, 4-pointed starlike florets in many colors.</p> <p>Blooms- Mid to late spring</p>	<p>Suggested Usage- Edging walkways and steps, masses, ground cover, accent, borders, around bases of trees and shrubs, companion to hostas and ferns. Pachysandra alternative.</p>
Euonymus fortunei ‘Coloratus’	Purple Leaf Winter-creeper	<p>Height- 12-15” as ground cover. Clinging vine reaches 40-70’</p> <p>Form- Ground cover or high climbing, clinging vine.</p>	<p>Light- Full sun-dense shade</p> <p>Soil- Tolerant of most soils except heavy wet soils. Excellent drought tolerance.</p>	<p>Foliage- Dark green, leathery turn reddish-purple in autumn. Evergreen.</p> <p>Flower- Only on adult types; greenish white, ¼” diameter; insignificant.</p> <p>Blooms- June-July</p>	<p>Suggested usage- Ground cover, vine, wall cover, massing and groupings.</p> <p>Collects debris. Very hardy.</p>
Hedera helix	English Ivy	<p>Height- 5” as ground cover. Climbing, clinging vine to 50’.</p>	<p>Light- Full sun-dense shade</p> <p>Soil- Prefers rich, fairly moist, well-drained; tolerates alkaline and acid soil, salt tolerant.</p> <p>Protect from winter sun and wind as the leaves develop necrotic areas.</p>	<p>Foliage- Shiny, dark green. Evergreen.</p> <p>Flower- Insignificant</p> <p>Blooms- September-October</p>	<p>Suggested usage- Climb brick walls or tree trunks, massing, ground cover. Highly recommended. Withstands high foot traffic.</p> <p>Maintenance- may need pruned often to keep in bounds.</p>

Monroe Streetscape Guidelines – Plant List

GROUNDCOVERS and VINES

SCIENTIFIC NAME	COMMON NAME	GROWTH PATTERNS	ENVIRONMENTAL TOLERANCES	AESTHETICS	COMMENTS
Pachysandra terminalis	Japanese Pachysandra Spurge	<p>Height- 6-12"</p> <p>Width- Spreading</p> <p>Form- Solid mat if provided proper soil conditions.</p>	<p>Light- Part sun-dense shade</p> <p>Soil- Prefers moist, well-drained, acid soil</p>	<p>Foliage- Light green changes to rich dark green. Evergreen. Yellowing occurs if sited in full sun or exposed, windy situations.</p> <p>Flower- White, 1-2" upright spike</p> <p>Blooms- March-April</p>	<p>Suggested usage- Among the best ground covers for deep shade and shallow rooted trees.</p> <p>Can be mowed if it has problems. Do not fertilize. Withstands light foot traffic.</p>
Parthenocissus quinquefolia	Virginia Creeper Woodbine	<p>Height- 30-50'+, structure it climbs is the limiting factor.</p> <p>Form- Vigorous woody climbing vine. Clings by tendrils. Needs no support. Suckers.</p>	<p>Light- Full sun-moderate shade</p> <p>Soil- Prefers rich, fairly moist, well-drained. Tolerates poor, dry soil very well.</p>	<p>Foliage- Deeply toothed 5-lobed, shiny green, coarse texture. Deciduous.</p> <p>Flower- Insignificant tiny yellow in summer.</p> <p>Early fall color- Brilliant scarlet, yellow and gold.</p>	<p>Suggested usage- Climb brick walls, trees and fences or large slopes as a ground cover.</p> <p>Fruit- deep blue, grapelike berries eaten by songbirds.</p> <p>Native.</p>
Parthenocissus tricuspidata	Boston Ivy	<p>Height- 60'+</p> <p>Form- Vigorous woody climbing vine. Clings to any rough surface.</p>	<p>Light- Full sun-moderate shade</p> <p>Soil- Prefers rich, fairly moist, well-drained; any pH; salt tolerant</p> <p>Avoid windy locations</p>	<p>Foliage- Deeply toothed 3-lobed, shiny green, coarse texture. Deciduous.</p> <p>Flower- Insignificant</p> <p>Fall color- Brilliant scarlet, yellow and gold.</p>	<p>Suggested usage- Climb brick walls and fences.</p> <p>Fruit- dark blue, grapelike berries persist well into winter, eaten by songbirds.</p> <p>'Fenway Park' has golden foliage, turning orange in fall.</p>

Monroe Streetscape Guidelines – Plant List

GROUNDCOVERS and VINES

SCIENTIFIC NAME	COMMON NAME	GROWTH PATTERNS	ENVIRONMENTAL TOLERANCES	AESTHETICS	COMMENTS
Sedum 'Kamtschaticum'	Russian Stonecrop	Height- 4-6" Width- 10" Form- Dense, creeping habit	Light- Full sun-light shade Soil- Grows well once established in dry, infertile, sandy and rocky soils.	Foliage- Glossy, succulent deep green to 1 ½" long. Semi-evergreen, stays nice all season. Flower- ½" wide, star-	Suggested usage- Ground cover for banks or dry, sunny areas. Withstands light foot traffic. Can be mowed after bloom to deadhead.
Vinca minor	Myrtle Common Periwinkle	Height- 4-6" Width- Spreads indefinitely Form- Prostrate, mat-forming ground cover.	Light- Part sun-dense shade Soil- Best in moist, well-drained, organic. Tolerates poor soil, but will not fill in as fast.	Foliage- 1/2-1 1/2" rounded, glossy medium to dark green. Evergreen. Flower- Dainty lilac-blue, blue-violet, 1" diameter Blooms- March-April and sporadically later.	Suggested usage- Excellent ground cover, weed smothering. Mix with daffodils to bring a mass to life. Do not fertilize. Withstands light foot traffic.

Monroe Streetscape Guidelines -Plant List

ANNUALS

COMMON NAME	SCIENTIFIC NAME	GROWTH PATTERNS	ENVIRONMENTAL TOLERANCES	AESTHETICS	COMMENTS
Ageratum Floss Flower	Ageratum	Height- 6-8" and 12" varieties Width- 6-8" and 12" varieties Form- Mounding, upright, or spreading.	Light- Full sun/part sun Soil- Fertile, moist, well-drained.	Foliage- Oval, downy leaves, 2-3" long, dark green. Flower- Small, rounded, brush-like clusters in blue, white and pink.	Suggested usage- Beds, edging, containers.
Amaranthus Love-Lies-Bleeding Joseph's coat	Amaranthus caudatus Several cultivars available	Height- 3-5' Width- Form- Bushy, erect; bold texture. Red, purple or green stems.	Light- Full sun Soil- Prefers poor soil in a hot, dry location. Do not over water or over fertilize.	Foliage- Oblong, light green or red leaves to 6" long. Flower- Tassle-like, crimson red panicles, 18-24" long, drooping to the ground.	Suggested usage- Beds, accent, temporary shrub, cut flowers.
Argeranthemum 'Butterfly'	Argeranthemum frutescens 'Butterfly'	Height- 12-24" Width- 12" Form- Upright, branching.	Light- Full sun Soil- Fertile, moist, well-drained.	Foliage- Finely dissected or coarsely lobed, 2-4" long, dark green. Flower- Golden centers and pure yellow daisy-like petals; prolific.	Suggested usage- Beds, borders, containers. Great performer. Deadhead weekly.
Asparagus Fern Sprengeri	Asparagus densiflorus	Height- 12-16" Width- Arching then pendant Form- Upright and trailing; airy.	Light- Sun/part shade without strong direct sun. Soil- Fertile, moist, well-drained.	Foliage- ¼-1/2" needles on 12-16" long stems; emerald green. Flower- none	Suggested usage- Compliments upright container combinations, hanging baskets, floral arrangements.

Monroe Streetscape Guidelines -Plant List

ANNUALS

COMMON NAME	SCIENTIFIC NAME	GROWTH PATTERNS	ENVIRONMENTAL TOLERANCES	AESTHETICS	COMMENTS
Bacopa 'Snowflake'	Sutera cordata	Height- 3" Width- 12-20" Form- Low, spreading to upright stems.	Light- Full sun/shade Soil- Fertile, moist, well-drained. Heat tolerant.	Foliage- Toothed, rounded, mid- green, ¾" long leaves. Flower- Open, star-shaped, 5-lobed white, ½" across.	Suggested usage- Hanging baskets, containers, ground cover.
Begonia, Dragon Wing	Begonia	Height- 12-20" Width- 9-12" Form- Upright, branching, arching; vigorous.	Light- Full sun/medium shade Soil- Prefers fertile, light, well-drained; slightly acidic. Heat tolerant.	Foliage- Glossy green, waxy, winged-shaped medium green leaves. Flower- Pendant in red and pink; 2-2 ½" long.	Suggested usage- Beds, massing, containers, hanging baskets. Fertilize heavily.
Begonia, Wax	Begonia	Height- 6-10" Width- 12" Form- Clump; mounding.	Light- Full sun/medium shade Soil- Prefers fertile, light, well-drained; slightly acidic. Heat tolerant.	Foliage- Glossy, waxy, rounded rich green or bronze leaves. Flower- Clusters in red, pink, and white.	Suggested usage- Beds, massing, edging, borders, containers. Fertilize heavily.
Caladium	Caladium bicolor	Height- 6-18" Width- 9-20" Form- Upright, slender stems, wide leaves.	Light- Part shade/full shade Soil- Moist, well-drained. Heat tolerant.	Foliage- Broad, arrowhead-shaped, 6-12" long, streaked white, pink or red with green. Flower- None	Suggested usage- Beds, containers for a tropical look.
Canna	Canna	Height- 4-6'; dwarfs are 12-24" Width- 20" Form- Striking architectural plant; upright.	Light- Full sun Soil- Fertile, moist, well-drained.	Foliage- Alternate, paddle-shaped, 12-24" long in green, brown-purple, and variegated. Flower- Racemes of brightly colored flowers, 3-4" across.	Suggested usage- Beds, massing, parks, dwarf varieties for containers. Deadhead to promote continued flowering. Dig tubers after first frost, dry, store and replant year after year.

Monroe Streetscape Guidelines -Plant List

ANNUALS

COMMON NAME	SCIENTIFIC NAME	GROWTH PATTERNS	ENVIRONMENTAL TOLERANCES	AESTHETICS	COMMENTS
Celosia	Celosia plumosa 'New Look'	Height- 15-18" Width- 6-9" Form- Wide-based small bush, pyramidal.	Light- Full sun/very light shade Soil- Prefers rich, moist, well-drained; tolerates heat and poor, dry soils.	Foliage- Dark purple-green, lance-shaped. Flower- Feathery, deep red plumes.	Suggested usage- Beds, containers, cut flowers.
Cleome Spider Flower	Cleome	Height- 3-5' Width- up to 3' Form- Upright, strong, yet flexible, stems with graceful clouds of blooms.	Light- Full sun Soil- Prefers moist soil, but tolerates any type. Heat and drought tolerant.	Foliage- 3 to 7 palmate, bright green to 5" long. Flower- Racemes of spider-like 4 petaled, with prominent stamens; 5-6" across; rose, white, pink. Fragrant.	Suggested usage- Background, cut flowers, beds, borders, temporary shrub. Self-sows prolifically.
Coleus	Coleus hybrids	Height- Mid and trailing Width- 6-12" Form- Upright and trailing; branching.	Light- Full sun/shade Soil- Moist, well-drained, rich loam. Heat tolerant.	Foliage- Many variegated forms available; 4" long, heart-shaped, scalloped edges. Flower- Pinch off as flowers form to develop bushiness.	Suggested usage- Containers, hanging baskets, beds.
Dusty Miller	Senecio cineraria	Height- 8-12" Width- 5-8" Form- Mounding.	Light- Full sun/light shade Soil- Prefers light, well-drained, rich soil, but performs well in dry sandy soil. Heat and drought tolerant.	Foliage- Lacy, silver-white, deeply lobed; felt-like. Flower- None	Suggested usage- Beds, containers, edging.

Monroe Streetscape Guidelines -Plant List

ANNUALS

COMMON NAME	SCIENTIFIC NAME	GROWTH PATTERNS	ENVIRONMENTAL TOLERANCES	AESTHETICS	COMMENTS
Euphorbia 'Diamond Frost'	Euphorbia 'Diamond Frost'	Height- 10-14" Width- 5" Form- Excellent branching and compact habit.	Light- Part sun/light shade Soil- Moist, well-drained. Heat and drought tolerant.	Foliage- Small dark green leaves. Flower- Uniform ball of tiny white flowers. Delicate appearance.	Suggested usage- Containers, hanging baskets.
Geranium, Zonal	Pelargonium x hortorum	Height- 10-14" Width- 9-15" Form- Mounding, dense.	Light- Full sun/light shade Soil- Light, well-drained, neutral soil.	Foliage- Round, 2-5" wide, medium green. Flower- Numerous clusters are often flat-topped in red, pink, coral, orange or white.	Suggested usage- Containers, hanging baskets, beds, patio pots. Avoid overwatering. Deadhead to promote continued flowering.
Impatiens	Impatiens balsamina	Height- 10-12" Width- 6-9" Form- Upright forming a mound.	Light- Shade/part shade; sun if ample moisture Soil- Fertile, sandy, well-drained.	Foliage- Lance-shaped, bright green. Flower- Single or double spurred, 1-2" across; prolific bloomer. Red, pink, white, coral, violet, orange.	Suggested usage- Beds, borders, containers, hanging baskets. Fertilize and water plentifully.
Ivy Several varieties	Hedera helix	Height- 2-6" Form- Trailing, branching.	Light- Full sun/shade Soil- Tolerates many conditions; preferring fertile, humus-rich, moist, well-drained soil.	Foliage- Numerous sizes, colors, variegated. Flower- None	Suggested usage- Containers, hanging baskets, accents.

Monroe Streetscape Guidelines -Plant List

ANNUALS

COMMON NAME	SCIENTIFIC NAME	GROWTH PATTERNS	ENVIRONMENTAL TOLERANCES	AESTHETICS	COMMENTS
Lantana	Lantana	<p>Height- Low</p> <p>Width- Varies from 9-36"</p> <p>Form- Sprawling, branching, mounding shrub.</p>	<p>Light- Full sun</p> <p>Soil- Fertile, moist, well-drained. Thrives in heat and humidity.</p>	<p>Foliage- Toothed, wrinkled, in pairs or whorls of 3.</p> <p>Flower- Domed heads of tiny flowers, frequently changing color. Yellow, gold, red, and 2-toned. Fragrant.</p>	<p>Suggested usage- Beds, containers, hanging baskets</p> <p>Pinch main shoots to encourage side shoots.</p>
Marigold	Tagetes Several Series	<p>Height- Varieties from 6" to 36"</p> <p>Width- 6-12"</p> <p>Form- Upright, compact, or bushy.</p>	<p>Light- Full sun-light shade</p> <p>Soil- Moist, well-drained. Tolerates heat.</p>	<p>Foliage- Fern-like, scented, mid-dark green.</p> <p>Flower- Carnation- or daisy-shaped heads in yellow, orange, scarlet, cream and bi-colors.</p>	<p>Suggested usage- Beds, edging, containers, cut flowers.</p>
Moss Rose	Portulaca grandiflora	<p>Height- 4-8"</p> <p>Width- 6"</p> <p>Form- Semi-succulent, erect to spreading.</p>	<p>Light- Full sun</p> <p>Soil- Dry, well-drained soils. Tolerates heat and drought.</p>	<p>Foliage- Red-stemmed with cluster of cylindrical, fleshy, mid-dark green leaves to 1" long.</p> <p>Flower- Cup-shaped, rose-like, 4-7 petaled in yellow, red, pink, or white to 1" or more.</p>	<p>Suggested usage- Borders, banks, containers.</p> <p>Typically open their flowers in bright sunlight.</p>
Pansy	Viola x wittrockiana	<p>Height- 6-9"</p> <p>Width- 9-12"</p> <p>Form- Bushy or trailing.</p>	<p>Light- Full sun/part shade</p> <p>Soil- Fertile, humus-rich, moist, well-drained. Not heat tolerant.</p>	<p>Foliage- Heart-shaped, mid-green.</p> <p>Flower- Up to 2-4" across in many colors, 5 petals create a flat face.</p>	<p>Suggested usage- Beds, containers, hanging baskets. Best used in spring and fall for their cold tolerance.</p>

Monroe Streetscape Guidelines -Plant List

ANNUALS

COMMON NAME	SCIENTIFIC NAME	GROWTH PATTERNS	ENVIRONMENTAL TOLERANCES	AESTHETICS	COMMENTS
Periwinkle Vinca	Catharanthus roseus	<p>Height- 8-10"</p> <p>Width- 4-6"</p> <p>Form- Upright, branching.</p>	<p>Light- Full sun/light shade</p> <p>Soil- Prefers somewhat rich, moist, well-drained. Tolerates heat and drought.</p>	<p>Foliage- Glossy, oblong dark green, 1-3" long.</p> <p>Flower- Pinks, white, bi-color; 1 ½" wide.</p>	<p>Suggested usage- the hottest, driest areas, beds, borders, massing.</p> <p>Deadhead; fertilize every 2-3 weeks.</p>
Petunia Several Varieties	Solanaceae	<p>Height- 4-20"</p> <p>Width- Spreading</p> <p>Form- Trailing; upright; and mounding.</p>	<p>Light- Full sun/light shade</p> <p>Soil- Prefers moist, acid, well-drained soils; tolerates heat and poor, dry soils.</p>	<p>Foliage- Mid-dark green, 2-5" long leaves.</p> <p>Flower- Several colors to choose from.</p>	<p>Suggested usage- Carpet series for ground cover, containers, hanging baskets.</p> <p>Deadhead and prune to prolong flowering and bushiness.</p>
Petunias, Superbells	Calibrachoa	<p>Height- 3-10"</p> <p>Width- Trailing</p> <p>Form- Semi-upright, bushy.</p>	<p>Light- Full sun/light shade</p> <p>Soil- Fertile, moist, well-drained.</p>	<p>Foliage- Mid-dark green, 1-3" long leaves.</p> <p>Flower- Larger flowers than Million Bells; 3-4" across in red, pink, purple, white, peach, orange.</p>	<p>Suggested usage- Beds, containers, hanging baskets. Spring and fall cold tolerant.</p>
Phormium New Zealand Flax	Phormium	<p>Height- 2-5' depending on age.</p> <p>Width- 1-4'</p> <p>Form- Striking architectural plant; fan-shaped.</p>	<p>Light- Full sun/shade</p> <p>Soil- Fertile, moist, well-drained.</p>	<p>Foliage- Clumps of large, linear, keeled straps, each folded into a V-shape at the base. Leaves are green, bronze, and variegated.</p> <p>Flower- None</p>	<p>Suggested usage- Beds, borders, large containers, specimen, water gardens.</p>
Purple Fountain Grass	Pennisetum s.rubrum	<p>Height- 30-48"</p> <p>Form- Upright arching, vase shaped, graceful. Wind responsive.</p>	<p>Light- Full sun/part shade</p> <p>Soil- Moist, well-drained. Heat tolerant.</p>	<p>Foliage- Burgundy tinted.</p> <p>Flower- Soft purple, drooping plumes.</p>	<p>Suggested usage- Masses, accent, large containers, specimen.</p> <p>Very popular for its beautiful foliage and plumes.</p>

Monroe Streetscape Guidelines -Plant List

ANNUALS

COMMON NAME	SCIENTIFIC NAME	GROWTH PATTERNS	ENVIRONMENTAL TOLERANCES	AESTHETICS	COMMENTS
Salvia 'Victoria Blue'	Salvia farinacea 'Victoria Blue'	Height- 18-22" Width- 9-12" Form- Upright, stiff, multi-branched; uniform.	Light- Full sun/light shade Soil- Fertile, moist, well-drained. Heat and drought tolerant.	Foliage- Pointed, narrow, to 3" long, mid-green leaves. Flower- Violet-blue, to ¾" long, in slender, dense spikes.	Suggested usage- Beds, massing, containers.
Seascape Daisy	Osteospermum	Height- 8-12" Width- 6-10" Form- Compact.	Light- Full sun; open Soil- Moderately fertile, well-drained. Heat and cold tolerant.	Foliage- Lance-shaped, dark green. Flower- Daisy-like, 2-4" across in yellow, white, peach, purple and orange.	Suggested usage- Beds, containers, borders, banks, hanging baskets. Deadhead to promote continued flowering.
Spike	Dracaena cordyline indivisa	Height- 24-36" Width- 12-20" Form- Striking architectural plant; fan-shaped.	Light- Full sun/part shade Soil- Fertile, moist, well-drained.	Foliage- Strap-shaped, leathery, glossy deep green leaves. Flower- None	Suggested usage- Adds height for upright containers.
Sweet Potato Vine	Ipomoea Marguerite	Height- 6" Width- 18-48" Form- Dense, trailing, vigorous.	Light- Full sun/shade Soil- Prefers moist, well-drained; will withstand poor soil. Heat and drought tolerant.	Foliage- Striking chartreuse; velvety, large heart-shaped leaves. Flower- None significant	Suggested usage- Beds, containers, hanging baskets.

Monroe Streetscape Guidelines -Plant List

ANNUALS

COMMON NAME	SCIENTIFIC NAME	GROWTH PATTERNS	ENVIRONMENTAL TOLERANCES	AESTHETICS	COMMENTS
Verbena	Verbena x hybrida	<p>Height- 6-18"</p> <p>Width- 8-12"</p> <p>Form- Mounding, and trailing types.</p>	<p>Light- Full sun</p> <p>Soil- Prefers fertile, well-drained sandy soil. Tolerates heat and drought.</p>	<p>Foliage- Toothed, spatula-shaped, wrinkled, 2-4" long leaves.</p> <p>Flower- Small rounded heads to 2" across in pink, red, blue, purple, and white.</p>	<p>Suggested usage- Beds, ground cover, walls, containers, hanging baskets.</p> <p>Deadhead.</p>
Vinca Vine	Vinca v. maculata	<p>Height- 6"</p> <p>Form- Trailing.</p>	<p>Light- Full sun/shade</p> <p>Soil- Any dry soil.</p>	<p>Foliage- Narrowly lanced, glossy, 3" long leaves of dark green or variegated.</p> <p>Flower- None as annuals.</p>	<p>Suggested usage- Containers, hanging baskets. Try 'Reticulata', 'Standard', 'Illumination', or 'Wojo's Jem'.</p>
Zinnia 'Profusion' or 'Star' series	Zinnia haageana	<p>Height- 'Profusion' is 8-10" and 'Star' is 12-14".</p> <p>Width- 8"</p> <p>Form- Upright, branching.</p>	<p>Light- Full sun</p> <p>Soil- Any well-drained garden soil. Good air circulation. Tolerates heat humidity, and drought.</p>	<p>Foliage- Dark green</p> <p>Flower- 2 ½-3" wide single or double flowers in yellow, gold, orange, white and cherry red.</p>	<p>Suggested usage- Beds, massing, containers.</p> <p>Deadheading is optional.</p>